Ormco™

Product Catalogue

Ormco™

Created by Orthodontists for Orthodontists

Ormco has over 60 years of distinguished history in providing the orthodontic profession with a breadth of high quality, innovative products and solutions backed by attentive customer service and educational support.

Table of Contents

SECTION 1	Appliance Systems	p. 01
SECTION 2	Digital Systems	p. 43
SECTION 3	AOA Lab	p. 49
SECTION 4	Buccal Tubes	p. 55
SECTION 5	Bands	p. 73
SECTION 6	Archwires	p. 85
SECTION 7	Adhesives, Cements & Primers	p. 117
SECTION 8	Elastics & Power Products	p. 127
SECTION 9	Intraoral/Noncompliance	p. 135
SECTION 10	Extraoral Appliances	p. 153
SECTION 11	Supplies	p. 159
SECTION 12	Instruments	p. 165
SECTION 13	Index	p. 187

Over 20 Million Smiles Transformed and Counting!

We are committed to partnering with you to support the growth of your practice and transform the smiles of patients for many years to come.

1 Appliance Systems

Damon System	p. 2
Damon Ultima	p. 3
Damon Q2 & Damon Q	p. 6
Damon Clear	p. 10
Damon Auxiliary Products	p. 13
Symetri Clear	p. 15
Orthos	p. 18
Titanium Orthos	p. 21
Mini Diamond Twin	p. 23
Mini Diamond	p. 26
Mini-Twin	p. 27
Straight-Wire Synthesis	p. 30
Alias	p. 33
STb Light Lingual System	p. 37
Prescription Analyzer	p. 41

DAMON™ SYSTEM

YOUR BEST FACE FORWARD

The Damon System is a proven combination of passive self-ligating brackets, high-tech archwires and minimally invasive treatment protocols designed as a gentle, light force system with benefits that are more than just straight teeth.

With the Damon System, doctors are able to employ face-driven, streamlined mechanics to provide the treatment experience patients appreciate – beautiful broad smiles, with fewer office visits and increased comfort. More than seven million patients have been treated with the Damon System and thousands of orthodontists around the world continue to rely on the system for its remarkable advantages. Available in metal and aesthetic bracket options, the Damon System allows you to treat a wide variety of cases with outstanding results so your practice and your patients can put their best face forward.

THE DAMON™ ULTIMA SYSTEM

The First True Full Expression System

Designed for faster and more precise finishing.* Reengineered to virtually eliminate play* for precise control of:

- Rotation
- Angulation
- Torque

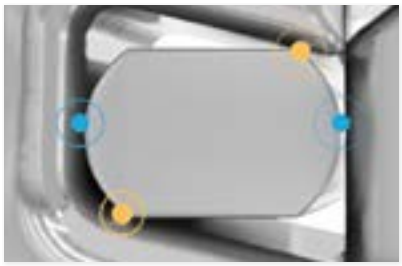

INTEGRATED SYSTEM VIRTUALLY ELIMINATES PLAY

New proprietary wire and bracket system designed to fit together precisely

- Designed to treat in less time
- Delivering the control to move teeth more efficiently
- More precise finish

TYPICAL WIRE PROGRESSION

- Rotations completed in the first Damon Ultima round-sided rectangular wire
- Full expression attained with the second Damon Ultima wire with lighter forces

ROUND WIRES
.014, .018 CuNiTi

DAMON ULTIMA
Round-Sided Rectangular Wire .014 x .0275 CuNiTi

DAMON ULTIMA
Round-Sided Rectangular Wire .018 x .0275 CuNiTi

*Data on file.

ENHANCED FEATURES

Easy, Convenient and Reliable

Completely reengineered tie-wing improves ability to engage and ligate C-chain

Easy to open and close door design with low reciprocal forces and tactile feedback

Bracket door and wire designed to reduce door closure interference

Smoother tie wings designed for better patient comfort* and minimal occlusal interference

Rhomboid shaped pad and enhanced scribe line help guide bracket placement

Bracket base with 80 gauge mesh designed for reliable bond strength throughout treatment and a predictable debonding experience

Vertical slot allows for **convenient placement of drop-in hooks** designed for durability with Ormco's elastics and auxiliaries

DAMON™ ULTIMA SINGLE PATIENT KITS

DESCRIPTION	Part Number
5-5 U/L Damon Ultima Single Patient Kit: Neutral Torque	740-1441
7-7 U/L Damon Ultima Single Patient Kit: Neutral Torque, Snaplink, and Ti Tubes	740-1442
5-5 U/L Damon Ultima Single Patient Kit: U2-2 Retrocline	740-1443
7-7 U/L Damon Ultima Single Patient Kit: U2-2 Retrocline, Snaplink, and Ti Tubes	740-1444
5-5 U/L Damon Ultima Single Patient Kit: U3-3 Procline, L2-2 Retrocline	740-1445
7-7 U/L Damon Ultima Single Patient Kit: U3-3 Procline, L2-2 Retrocline Snaplink Titanium	740-1446

DAMON™ ULTIMA WIRES

DESCRIPTION	Part Number
Damon Ultima Archwire TMA 10pk .018x.0275	227-1118
Damon Ultima Archwire TMA 10pk .019x.0275	227-1116
Damon Ultima Archwire TMA 10pk .020x.0275	227-1122
Damon Ultima Archwire TMA 10pk .021x.0275	227-1123
Damon Ultima Archwire CuNiTi w/Stops 10pk - .014 X .0275	227-1161
Damon Ultima Archwire CuNiTi w/Stops 10pk - .018 X .0275	227-1163
Damon Ultima Archwire CuNiTi w/Stops 10pk - .019 X .0275	227-1164
Damon Ultima Archwire CuNiTi w/Stops 10pk - .020 X .0275	227-1165
Damon Ultima Archwire CuNiTi w/Stops 10pk - .021 X .0275	227-1166
Damon Ultima Archwire SST 10pk .016x.0275	227-1267
Damon Ultima Archwire SST 10pk .018x.0275	227-1272
Damon Ultima Archwire SST 10pk .019x.0275	227-1271
Damon Ultima Archwire SST 10pk .020x.0275	227-1273
Damon Ultima Archwire SST 10pk .021x.0275	227-1274

GINGIVAL OFFSET BRACKETS

DESCRIPTION			Part Number
G/O 1st Bi Neutral	L	L4L G-Off Neutral TQ	333-3406
	R	L4R G-Off Neutral TQ	333-4406
G/O 2nd Bi Neutral	L	L5L G-Off Neutral TQ	333-3506
	R	L5R G-Off Neutral TQ	333-4506

*Data on file.

DAMON ULTIMA SYSTEM

	description	part numbers
MAXILLARY		
Central Neutral	U1L Damon Ultima .022 +7/5/0 Neutral TQ	333-2100
	U1R Damon Ultima .022 +7/5/0 Neutral TQ	333-1100
Central Retrocline	U1L Damon Ultima .022 Retrocline TQ	333-2110
	U1R Damon Ultima .022 Retrocline TQ	333-1110
Central Procline	U1L Damon Ultima .022 Procline TQ	333-2120
	U1R Damon Ultima .022 Procline TQ	333-1120
Lateral Neutral	U2L Damon Ultima .022 +3/9/0 Neutral TQ	333-2200
	U2R Damon Ultima .022 +3/9/0 Neutral TQ	333-1200
Lateral Retrocline	U2L Damon Ultima .022 Retrocline TQ	333-2210
	U2R Damon Ultima .022 Retrocline TQ	333-1210
Lateral Procline	U2L Damon Ultima .022 Procline TQ	333-2220
	U2R Damon Ultima .022 Procline TQ	333-1220
Cuspid Neutral	U3L Damon Ultima .022 -2/5/0 Neutral TQ	333-2300
	U3R Damon Ultima .022 -2/5/0 Neutral TQ	333-1300
Cuspid Retrocline	U3L Damon Ultima .022 Retrocline TQ	333-2310
	U3R Damon Ultima .022 Retrocline TQ	333-1310
Cuspid Procline	U3L Damon Ultima .022 Procline TQ	333-2320
	U3R Damon Ultima .022 Procline TQ	333-1320
Bicuspid (Universal) Neutral	U4&5L Damon Ultima .022 -4/2/0 Neutral TQ	333-2400
	U4&5R Damon Ultima .022 -4/2/0 Neutral TQ	333-1400

	description	part numbers
MANDIBULAR		
Central Neutral	L1L Damon Ultima .022 -1/2/0 Neutral TQ	333-3100
	L1R Damon Ultima .022 -1/2/0 Neutral TQ	333-4100
Central Retrocline	L1L Damon Ultima .022 Retrocline TQ	333-3110
	L1R Damon Ultima .022 Retrocline TQ	333-4110
Central Procline	L1L Damon Ultima .022 Procline TQ	333-3120
	L1R Damon Ultima .022 Procline TQ	333-4120
Lateral Neutral	L2L Damon Ultima .022 -1/4/0 Neutral TQ	333-3200
	L2R Damon Ultima .022 -1/4/0 Neutral TQ	333-4200
Lateral Retrocline	L2L Damon Ultima .022 Retrocline TQ	333-3210
	L2R Damon Ultima .022 Retrocline TQ	333-4210
Lateral Procline	L2L Damon Ultima .022 Procline TQ	333-3220
	L2R Damon Ultima .022 Procline TQ	333-4220
Cuspid Neutral	L3L Damon Ultima .022 -3/5/0 Neutral TQ	333-3300
	L3R Damon Ultima .022 -3/5/0 Neutral TQ	333-4300
Cuspid Retrocline	L3L Damon Ultima .022 Retrocline TQ	333-3310
	L3R Damon Ultima .022 Retrocline TQ	333-4310
Cuspid Procline	L3L Damon Ultima .022 Procline TQ	333-3320
	L3R Damon Ultima .022 Procline TQ	333-4320
1st Bicuspid Neutral	L4L Damon Ultima .022 -12/4/0 Neutral TQ	333-3400
	L4R Damon Ultima .022 -12/4/0 Neutral TQ	333-4400
2nd Bicuspid Neutral	L5L Damon Ultima .022 -17/4/0 Neutral TQ	333-3500
	L5R Damon Ultima .022 -17/4/0 Neutral TQ	333-4500

DAMON™ Q2

The refined precision slot of Damon Q2 provides more than 2x improvement in rotation control[1] for optimal precision and predictability—providing clinicians the versatility to help efficiently treat all cases with the simplified mechanics.

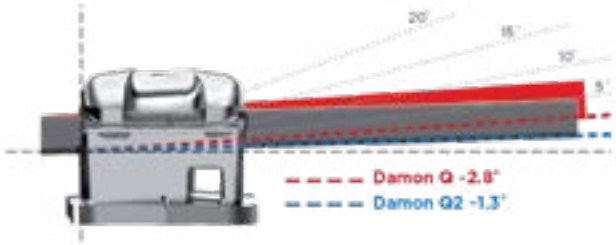

PREDICTABLE PERFORMANCE
Modified prescription[2] for upper, central and lateral standard torque brackets, designed to deliver predictable and efficient treatment

SIMPLIFIED POSITIONING
New vertical scribe line along with the rhomboid-shaped pad helps guide desired bracket placement

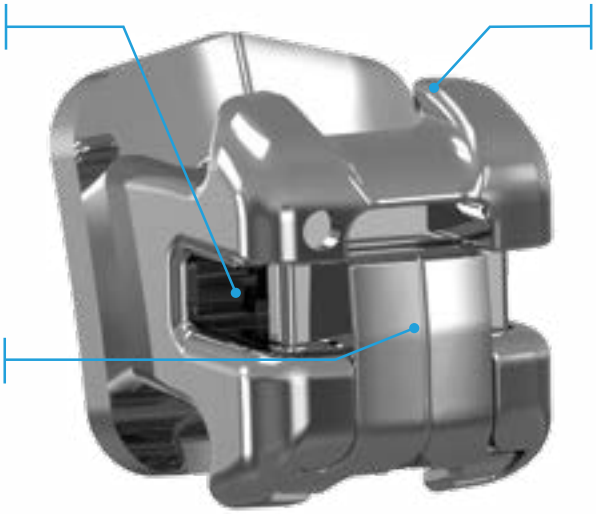

ENHANCED VERSATILITY
Tie-wing design provides ample under tie-wing area[3] to better accommodate all power chain, elastics, steel ligatures and other auxiliaries for treatment versatility

New Drop-in Hook[3] designed to provide improved bending strength and durability with Ormco's elastics and auxiliaries

BRACKET IDENTIFICATION

Color I.D. dots are located on tie-wings of each bracket. A permanent I.D. marking (International ISO System) is also molded in the Spintek insertion slot for Damon Q2 brackets and the base of the slot for Damon Q brackets.

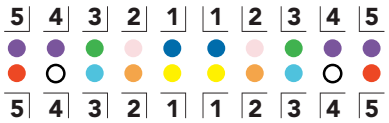

Torque Value Identification

Green: Low Torque **Blue:** Standard Torque **Red:** High Torque
All Damon brackets – Slot base marking, plus (+) = high torque, minus (-) = low torque.

[1] +2x U3-3 compared to original DQ bracket
[2] Standard Damon 3MX prescription
[3] Damon Q2 compared to Damon Q Internal data on file.

DAMON Q2 (Available in Quad™ packaging, 10ea.)

tooth	torque	angulation	rotation	bracket type	part numbers	
MAXILLARY					.022L	.022R
Central	+2°	+5°	0°	Low	491-8863	491-8862
Central	+12°	+5°	0°	Standard	491-8861	491-8860
Central	+22°	+5°	0°	High	491-8867	491-8866
Lateral	-5°	+9°	0°	Low	491-8873	491-8872
Lateral	+8°	+9°	0°	Standard	491-8871	491-8870
Lateral	+13°	+9°	0°	High	491-8875	491-8874
Cuspid	-9°	+5°	0°	Low	491-8883	491-8882
Cuspid w/ Hook	-9°	+5°	0°	Low	491-9883	491-9882
Cuspid	+7°	+5°	0°	Standard	491-8881	491-8880
Cuspid w/ Hook	+7°	+5°	0°	Standard	491-9881	491-9880
Cuspid	+11°	+5°	0°	High	491-8885	491-8884
Cuspid w/ Hook	+11°	+5°	0°	High	491-9885	491-9884
Bicuspid	-11°	+2°	0°		491-8891	491-8890
Bicuspid – G/O	-11°	+2°	0°		491-8991	491-8990
Bicuspid w/ Hook	-11°	+2°	0°		491-9891	491-9890
Bicuspid w/ Hook – G/O	-11°	+2°	0°		491-9991	491-9990
Bicuspid – Weldable	-11°	+2°	0°		161-8891	161-8890
MANDIBULAR					.022L	.022R
Central	-11°	+2°	0°	Low	491-8815	491-8814
Central	-6°	+2°	0°	Standard/Low	491-8817	491-8816
Central	-3°	+2°	0°	Standard	491-8811	491-8810
Lateral	-11°	+4°	0°	Low	491-8825	491-8824
Lateral	-6°	+4°	0°	Standard/Low	491-8827	491-8826
Lateral	-3°	+4°	0°	Standard	491-8821	491-8820
Cuspid	0°	+5°	0°	Low	491-8833	491-8832
Cuspid w/ Hook	0°	+5°	0°	Low	491-9833	491-9832
Cuspid	+7°	+5°	0°	Standard	491-8831	491-8830
Cuspid w/ Hook	+7°	+5°	0°	Standard	491-9831	491-9830
Cuspid	+13°	+5°	0°	High	491-8835	491-8834
Cuspid w/ Hook	+13°	+5°	0°	High	491-9835	491-9834
1st Bicuspid	-12°	+4°	0°	Standard	491-8841	491-8840
1st Bicuspid – G/O	-12°	+4°	0°	Standard.	491-8941	491-8940
1st Bicuspid w/ Hook	-12°	+4°	0°	Standard	491-9841	491-9840
1st Bicuspid w/ Hook – G/O	-12°	+4°	0°	Standard.	491-9941	491-9940
1st Bicuspid – Weldable	-12°	+4°	0°	Standard	161-8841	161-8840
1st Bicuspid	-5°	+4°	0°	High	491-8843	491-8842
1st Bicuspid – G/O	-5°	+4°	0°	High	491-8943	491-8942
1st Bicuspid w/ Hook	-5°	+4°	0°	High	491-9843	491-9842
1st Bicuspid w/ Hook – G/O	-5°	+4°	0°	High	491-9943	491-9942
1st Bicuspid – Weldable	-5°	+4°	0°	High	161-8843	161-8842
2nd Bicuspid	-17°	+4°	0°		491-8851	491-8850
2nd Bicuspid – G/O	-17°	+4°	0°		491-8951	491-8950
2nd Bicuspid w/ Hook	-17°	+4°	0°		491-9851	491-9850
2nd Bicuspid w/ Hook – G/O	-17°	+4°	0°		491-9951	491-9950
2nd Bicuspid – Weldable	-17°	+4°	0°		161-8851	161-8850

DAMON™ Q2 SINGLE PATIENT KITS

DESCRIPTION	Part Number
5-5 U/L Damon Q2 Single Patient Kit: Standard Torque	740-1410
5-5 U/L Damon Q2 Single Patient Kit: U2-2 Low Torque	740-1411
5-5 U/L Damon Q2 Single Patient Kit: U3-3 High Torque, L2-2 Low Torque	740-1412
7-7 U/L Damon Q2 Single Patient Kit: Standard Torque, SnapLink™ & Titanium Tubes	740-1413
7-7 U/L Damon Q2 Single Patient Kit: U2-2 Low Torque, SnapLink & Titanium Tubes	740-1414
7-7 U/L Damon Q2 Single Patient Kit: U3-3 High Torque, L2-2 Low Torque, SnapLink & Titanium Tubes	740-1415

DAMON™ Q

Damon Q is an essential part of the Damon™ System, a proven combination of passive self-ligating brackets, high-tech archwires and minimally invasive treatment protocols with benefits that are more than just straight teeth. Whether you are new to self-ligation or an experienced user, Damon Q is designed to provide efficient, controlled tooth movement with remarkable clinical results.

RELIABILITY & DURABILITY

- Four walls with optimized slot depths for improved rotation control and efficient tooth movement
- Stainless steel 17-4 metal-injection molded construction for strength and durability

EASE OF USE

- Innovative SpinTek™ slide with chamfered lingual leading edge facilitates easy slide closure and wire engagement throughout all phases of treatment

EASY TO OPEN

EFFICIENCY

- Horizontal and vertical auxiliary slots for greater versatility
- Rhomboid-shaped bracket and pad, and vertical scribe line guide precision bracket placement

COMFORT & AESTHETICS

- Small bracket profile and size with smooth, rounded corners help prevent occlusal interference while offering greater comfort and aesthetics

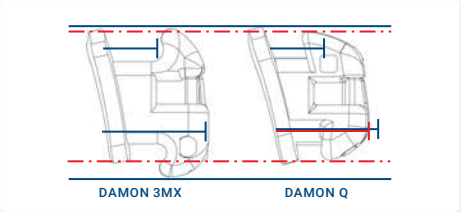

The profile and occlusal-gingival dimensions of Damon Q are significantly smaller compared with Damon 3MX and other brackets.

BRACKET IDENTIFICATION

Colored ID dots are located on tie wings of each bracket. A Permanent ID marking (International System) is also molded in the base of the slot.

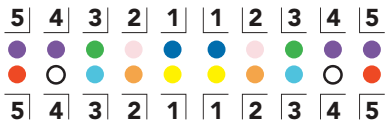

Torque Value Identification

Green: Low Torque **Blue:** Standard Torque **Red:** High Torque

All Damon brackets – Slot base marking, plus (+) = high torque, minus (-) = low torque.

DAMON Q (Available in Quad™ packaging, 10ea.)

tooth	torque	angulation	rotation	bracket type	part numbers	
MAXILLARY					.022L	.022R
Central	+2°	+5°	0°	Low	491-6463	491-6462
Central	+15°	+5°	0°	Standard	491-6461	491-6460
Central	+22°	+5°	0°	High	491-6467	491-6466
Lateral	-5°	+9°	0°	Low	491-6473	491-6472
Lateral	+6°	+9°	0°	Standard	491-6471	491-6470
Lateral	+13°	+9°	0°	High	491-6475	491-6474
Cuspid	-9°	+5°	0°	Low	491-6483	491-6482
Cuspid with Hook	-9°	+5°	0°	Low	491-7683	491-7682
Cuspid	+7°	+5°	0°	Standard	491-6481	491-6480
Cuspid with Hook	+7°	+5°	0°	Standard	491-7681	491-7680
Cuspid	+11°	+5°	0°	High	491-6485	491-6484
Cuspid with Hook	+11°	+5°	0°	High	491-7685	491-7684
Bicuspid	-11°	+2°	0°		491-6491	491-6490
Bicuspid – G/O	-11°	+2°	0°		491-6591	491-6590
Bicuspid – Weldable	-11°	+2°	0°		161-8491	161-8490
1st & 2nd Bicuspid w/ Hook	-11°	+2°	0°		491-7691	491-7690
1st & 2nd Bicuspid w/ Hook – G/O	-11°	+2°	0°		491-7791	491-7790
MANDIBULAR					.022L	.022R
Central	-11°	+2°	0°	Low	491-6415	491-6414
Central	-3°	+2°	0°	Standard	491-6411	491-6410
Lateral	-11°	+4°	0°	Low	491-6425	491-6424
Lateral	-3°	+4°	0°	Standard	491-6421	491-6420
Cuspid	0°	+5°	0°	Low	491-6433	491-6432
Cuspid with Hook	0°	+5°	0°	Low	491-7633	491-7632
Cuspid	+7°	+5°	0°	Standard	491-6431	491-6430
Cuspid with Hook	+7°	+5°	0°	Standard	491-7631	491-7630
Cuspid	+13°	+5°	0°	High	491-6435	491-6434
Cuspid with Hook	+13	+5°	0°	High	491-7635	491-7634
1st Bicuspid	-12°	+4°	0°	Standard	491-6441	491-6440
1st Bicuspid with Hook	-12°	+4°	0°	Standard	491-7641	491-7640
1st Bicuspid	-5°	+4°	0°	High	491-6443	491-6442
1st Bicuspid with Hook	-5°	+4°	0°	High	491-7643	491-7642
1st Bicuspid – G/O	-12°	+4°	0°	Standard	491-6541	491-6540
1st Bicuspid w/ Hook – G/O	-12°	+4°	0°	Standard	491-7741	491-7740
1st Bicuspid – G/O	-5°	+4°	0°	High	491-6543	491-6542
1st Bicuspid w/ Hook – G/O	-5°	+4°	0°	High	491-7743	491-7742
1st Bicuspid – Weldable	-12°	+4°	0°	Standard	161-8441	161-8440
1st Bicuspid – Weldable	-5°	+4°	0°	High	161-8443	161-8442
2nd Bicuspid	-17°	+4°	0°		491-6451	491-6450
2nd Bicuspid with Hook	-17°	+4°	0°		491-7651	491-7650
2nd Bicuspid – G/O	-17°	+4°	0°		491-6551	491-6550
2nd Bicuspid with Hook – G/O	-17°	+4°	0°		491-7751	491-7750
2nd Bicuspid – Weldable	-17°	+4°	0°		161-8451	161-8450

BUCCAL TUBES

tooth	torq.	ang.	rot.	part numbers	
MAXILLARY				.022L	.022R
1st Molar - SnapLink™ Tube	-18°	0°	+12°	438-2161	438-2160
1st Molar – SL Buccal Tube	-18°	0°	+12°	438-2103	438-2104
1st Molar – SL Buccal Tube – Weldable	-18°	0°	+12°	513-1243	513-1244
1st Molar – Accent™ Mini Tube	-18°	0°	+12°	515-0163	513-0162
2nd Molar – Accent Mini Tube	-27°	0°	+6°	513-0171	513-0170
2nd Molar – Titanium Tube	-27°	0°	+6°	449-1203	449-0203
2nd Molar – Damon™ Tube (Stainless Steel)	-27°	0°	+10°	438-2105	438-2106

tooth	torq.	ang.	rot.	part numbers	
MANDIBULAR				.022L	.022R
1st Molar - SnapLink™ Tube	–28°	+2°	+2°	438-2191	438-2190
1st Molar – SL Buccal Tube	–28°	+2°	+2°	438-2101	438-2102
1st Molar – SL Buccal Tube – Weldable	–28°	+2°	+2°	513-1241	513-1242
1st Molar – Accent™ Mini Tube	–28°	0°	+10°	513-0165	513-0164
2nd Molar – Accent Mini Tube	–10°	0°	0°	513-0173	513-0172
2nd Molar – Titanium Tube	–10°	0°	+5°	449-2127	449-2027

DAMON™ CLEAR

Damon Clear is an essential part of the Damon System. Offering the same crystal clear performance with more control. Damon Clear allows you to treat a wide variety of cases with outstanding results so your practice and your patients can put their best face forward.

CLEAR PERFORMANCE

- 100% clear passive self-ligating bracket body and slide for the supreme aesthetics patients demand
- Polycrystalline alumina (PCA) material is resistant to staining from coffee, mustard, red wine and other staining agents[1]
- Passive self-ligation technology eliminates the need for elastomerics, which are known to stain and collect bacteria[2] during treatment

GREATER CONTROL AND RELIABILITY

- Improved precision slot on Damon Clear brackets (upper 3-3 variable torques) provides 2x the rotational control[3] for meticulous finishing and efficient treatment
- Sturdy construction with fortified slide, window channel and tiewings for exceptional strength and durability
- Customized base design with patented laser-etched base provides optimal bond strength for greater reliability



Damon Clear Variable Torque available for upper 3-3 brackets

EASE OF USE AND COMFORT

- Innovative SpinTek™ slide facilitates easy slide closure and wire engagement throughout all phases of treatment for fast and comfortable wire changes and adjustments
- Fast, comfortable debonding experience for patients when using the Damon Clear Debonding Instrument;[4] less susceptible to bracket fractures during removal for improved safety, no flash removal using a burr or scaler required for improved efficiency

PRECISION BRACKET PLACEMENT

- Removable positioning gauge with scaler notch and rhomboid-shaped brackets and base guide bracket placement
- Color-coded positioning gauges on brackets (3-3) denote torque values



[1] Data on file.
[2] Ligature wires and elastomeric rings; two methods of ligation and their association with microbial colonization of streptococcus mutans and lactobacilli. Forsberg, Brattstrom V, Malmberg E and Nord CE. European Journal of Orthodontics 1991; 13:416-420.
[3] As compared to previous generation Damon Clear, upper 3-3 brackets.
[4] http://ormco.com/products/damon-clear/provenefficacy.php.

DAMON CLEAR (Available in Quad™ packaging, 10ea.)

tooth	torque	angulation	rotation	in/out	bracket type	part numbers	
MAXILLARY						.022L	.022R
Central	+2°	+5°	0°	.040"	Low	497- 6563	497- 6562
Central	+15°	+5°	0°	.040"	Standard	497-6561	497-6560
Central	+22°	+5°	0°	.040"	High	497-6567	497-6566
Lateral	-5°	+9°	0°	.043"	Low	497-6573	497-6572
Lateral	+6°	+9°	0°	.043"	Standard	497-6571	497-6570
Lateral	+13°	+9°	0°	.043"	High	497-6575	497-6574
Cuspid	+7°	+5°	0°	.030"	Standard	497-6581	497-6580
Cuspid - Hook	+7°	+5°	0°	.030"	Standard	497-7581	497-7580
Cuspid - Hook	+11°	+5°	0°	.030"	High	497-7585	497-7584
Bicuspid	-11°	+2°	0°	.030"	Standard	497-6491	497-6490
Bicuspid - Hook	-11°	+2°	0°	.030"	Standard	497-7491	497-7490
MANDIBULAR						.022L	.022R
Central	-3°	+2°	0°	.0445"	Standard	497-6411	497-6410
Lateral	-3°	+4°	0°	.0445"	Standard	497-6421	497-6420
Cuspid	+7°	+5°	0°	.0315"	Standard	497-6431	497-6430

BRACKET IDENTIFICATION

Colored I.D. dots are located on tie wings of each bracket. A Permanent I.D. marking (International System) is also molded in the base of the slot.

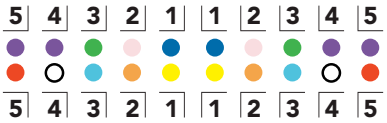

Torque Value Identification

Green: Low Torque **Blue:** Standard Torque **Red:** High Torque

All Damon brackets – Slot base marking, plus (+) = high torque, minus (-) = low torque.

BUCCAL TUBES

tooth	torque	angulation	rotation	part numbers	
MAXILLARY				.022L	.022R
1st Molar - SnapLink™ Tube	-18°	0°	+12°	438-2161	438-2160
1st Molar – Accent™ Mini Tube	-18°	0°	+12°	515-0163	513-0162
2nd Molar – Accent Mini Tube	-27°	0°	+6°	513-0171	513-0170
2nd Molar – Titanium Tube	-27°	0°	+6°	449-1203	449-0203
MANDIBULAR				.022L	.022R
1st Molar - SnapLink Tube	−28°	+2°	+2°	438-2191	438-2190
1st Molar – Accent Mini Tube	−28°	0°	+10°	513-0165	513-0164
2nd Molar – Accent Mini Tube	−10°	0°	0°	513-0173	513-0172
2nd Molar – Titanium Tube	−10°	0°	+5°	449-2127	449-2027

DAMON CLEAR BRACKET DIMENSIONS

tooth	slot	mesial - distal	mesial-distal (incl. pad)	buccal - lingual (incl. pad)	occlusal - gingival (tie wing - tie wing)	occlusal - gingival (under tie wing)
U1	.022 x .028"	0.138"	0.138"	0.105"	0.156"	0.120"
U2	.022 x .028"	0.138"	0.138"	0.107"	0.156"	0.120"
U3	.022 x .028"	0.138"	0.138"	0.097"	0.156"	0.120"
U4-U5	.022 x .028"	0.138"	0.138"	0.103"	0.156"	0.120"

DAMON CLEAR SINGLE PATIENT KITS

Available in 4 different options, Damon Single Patient Kits feature high-end packaging that's appealing to your patients!

DAMON CLEAR SINGLE PATIENT KITS (Available in 5-5 and 7-7 Damon Q and Damon Clear)

DESCRIPTION	Part Number
7-7 U/L Damon Clear (U3-3), Damon Q & Damon Clear (L3-3) Single Patient Kit: Std Tq, Snaplink & Ti Tubes*	740-1406
5-5 U/L Damon Clear (U3-3), Damon Q & Damon Clear (L3-3) Single Patient Kit: Std Tq*	740-1407
5-5 U/L Damon Clear (U3-3), Damon Clear (U4&5/L3-3) & Damon Q Single Patient Kit: Std Tq*	740-1408
7-7 U/L Damon Clear (U3-3), Damon Clear (U4&5/L3-3) & Damon Q Single Patient Kit: Std Tq, Snaplink & Ti Tubes*	740-1409

Note: When bracket torque is not specified, standard torque brackets are used.

* Hooks on upper cuspid Damon Clear brackets

DAMON AUXILIARY PRODUCTS

HOOKS, POWER PRODUCTS & ELASTICS	Part Number
Damon Q Drop-in Hooks (U/L 5-5), 30 per pack	242-0114
Damon Q2 Drop-in Hooks (U/L 5-5), 30 per pack	242-0037
Damon Tieback Modules – Size 1 (gray), 40 per pack	637-0011
Damon Tieback Modules – Size 1 (clear), 40 per pack	637-0012
Damon Tieback Modules – Size 2 (gray), 40 per pack	637-0021
Damon Tieback Modules – Size 2 (clear), 40 per pack	637-0022
Generation II Power Chain – closed space (gray)	639-0001
Generation II Power Chain – closed space (clear)	639-0002
Generation II Power Chain – open space (gray)	639-0003
Generation II Power Chain – open space (clear)	639-0004
Zoo Pack Elastics, 1/4" Extra Heavy Ram	630-0051
Zoo Pack Elastics, 5/16" Extra Heavy Moose	630-0052
Open Coil Springs 15" Medium Force (spool)	704-6054
Closed Coil Springs 9mm Medium Force (10)	704-6066
Closed Coil Springs 12mm Medium Force (10)	704-6062
Bite Turbos	350-0000
Damon Arch Symmetry Chart	704-1065
AOA LAB PRODUCTS – Contact AOA at 800.262.5221 or aoalab.com	
Archwire Extenders	MATER34
Damon Retention Splint	Custom Order
INSTRUMENTS	
SpinTek™ Opening Tool (Use with Damon brackets and Snaplink tubes)	866-4014
SpinTek Opening /Closing Tool (Use with Damon Q, Damon Clear & SnapLink tubes)	866-4016
Damon Metal Debonding/Repositioning Instrument	866-4008
Damon Clear Debonding Instrument	866-4019

BONDING SUPPLIES	
Blūgloo™ Two-Way Color-Change Adhesive Syringe Kit (Damon Clear)	740-0274
Blūgloo Adhesive Syringe Refill	740-0272
Blūgloo Adhesive Unidose Kit	740-0275
Blūgloo Adhesive Unidose Refill	740-0273
Grēngloo™ Two-Way Color-Change Adhesive Syringe Kit (Damon Q)	740-0320
Grēngloo Adhesive Syringe Refill	740-0321
Grēngloo Adhesive Unidose Kit	740-0322
Grēngloo Adhesive Unidose Refill	740-0323
Ortho Solo™ Sealant and Bond Enhancer Kit	740-0270
Ortho Solo Unidose Pack	740-0269
Ortho Solo Refill	740-0271
Disposable Setup Trays (40/pk)	740-0076

DAMON ARCHWIRE COLLECTION

See the archwire section for more information

PHASE I: INITIAL LIGHT ROUND WIRES

.013	**Damon Optimal Force Copper Ni-Ti w/ Archwire Stops**	**205-1909**
.014	**Damon Optimal Force Copper Ni-Ti w/ Archwire Stops**	**205-1902**
.016	Damon Optimal Force Copper Ni-Ti w/ Archwire Stops	205-1903
.018	Damon Optimal Force Copper Ni-Ti w/ Archwire Stops	205-1904

PHASE II: HIGH-TECHNOLOGY EDGEWISE WIRES

.014 x. 025	**Damon Optimal Force Copper Ni-Ti w/ Archwire Stops**	**210-1905**
.016 x. 025	**Damon Optimal Force Copper Ni-Ti w/ Archwire Stops**	**210-1906**
.018 x. 025	**Damon Optimal Force Copper Ni-Ti w/ Archwire Stops**	**210-1907**
.016 x. 025 34mm	Damon Ni-Ti w/20º Ant Torque**	227-0341
.017 x. 025 34mm	Damon Ni-Ti w/20º Ant Torque**	227-0342
.019 x. 025 34mm	Damon Ni-Ti w/20º Ant Torque**	227-0343
.016 x. 025 38mm	Damon Ni-Ti w/20º Ant Torque**	227-0381
.017 x. 025 38mm	Damon Ni-Ti w/20º Ant Torque**	227-0382
.019 x. 025 38mm	Damon Ni-Ti w/20º Ant Torque**	227-0383
.016 x. 025 34mm	Damon Rev Curve Ni-Ti w/20º Ant Torque**	216-3416
.017 x. 025 34mm	Damon Rev Curve Ni-Ti w/20º Ant Torque**	216-3417
.019 x. 025 34mm	Damon Rev Curve Ni-Ti w/20º Ant Torque**	216-3419
.016 x. 025 38mm	Damon Rev Curve Ni-Ti w/20º Ant Torque**	216-3816
.017 x. 025 38mm	Damon Rev Curve Ni-Ti w/20º Ant Torque**	216-3817
.019 x. 025 38mm	Damon Rev Curve Ni-Ti w/20º Ant Torque**	216-3819
.016 x. 025	Damon Rev Curve Ni-Ti without Ant Torque**	216-3806
.017 x. 025	Damon Rev Curve Ni-Ti without Ant Torque**	216-3807
.019 x. 025	Damon Rev Curve Ni-Ti without Ant Torque**	216-3809

** 5/pk. All other wires packaged in packs of 10.

Note: Bold indicates most frequently used archwires

PHASE III & IV: MAJOR MECHANICS & FINISHING

.016 x. 025	Damon Low-Friction TMA	227-1111
.017 x. 025	Damon Low-Friction TMA	227-1112
.019 x. 025	Damon Low-Friction TMA	227-1113
.016 x. 025	Damon Low-Friction Purple TMA**	227-1141
.017 x. 025	Damon Low-Friction Purple TMA**	227-1142
.019 x. 025	Damon Low-Friction Purple TMA**	227-1143
.016 x. 025	Damon Low-Friction Honeydew TMA**	227-1151
.017 x. 025	Damon Low-Friction Honeydew TMA**	227-1152
.019 x. 025	Damon Low-Friction Honeydew TMA**	227-1153
.016 x. 025	Damon Stainless Steel No Dimple	227-1067
.019 x. 025	Damon Stainless Steel No Dimple	227-1071
.016 x. 025 24mm	Damon Posted Stainless Steel	227-1026
.019 x. 025 24mm	Damon Posted Stainless Steel	227-1027
.016 x. 025 26mm	Damon Posted Stainless Steel	227-1028
.019 x. 025 26mm	Damon Posted Stainless Steel	227-1029
.016 x. 025 28mm	Damon Posted Stainless Steel	227-1030
.019 x. 025 28mm	Damon Posted Stainless Steel	227-1031
.016 x. 025 30mm	Damon Posted Stainless Steel	227-1032
.016 x. 025 32mm	Damon Posted Stainless Steel	227-1034
.016 x. 025 34mm	Damon Posted Stainless Steel	227-1036
.016 x. 025 36mm	Damon Posted Stainless Steel	227-1038
.016 x. 025 38mm	Damon Posted Stainless Steel	227-1040
.016 x. 025 40mm	Damon Posted Stainless Steel	227-1042
.019 x. 025 30mm	**Damon Posted Stainless Steel**	**227-1033**
.019 x. 025 32mm	**Damon Posted Stainless Steel**	**227-1035**
.019 x. 025 34mm	**Damon Posted Stainless Steel**	**227-1037**
.019 x. 025 36mm	**Damon Posted Stainless Steel**	**227-1039**
.019 x. 025 38mm	**Damon Posted Stainless Steel**	**227-1041**
.019 x. 025 40mm	**Damon Posted Stainless Steel**	**227-1043**

SYMETRI™ CLEAR

ADVANCED AESTHETIC BRACKET

Symetri Clear is an advanced aesthetic bracket designed for refined strength, patient comfort and easy/safe debonding without fracturing.



Designed for aesthetics and strength using advanced polycrystalline alumina ceramic manufacturing technology†

Rounded and smoothed labial surfaces aid with patient comfort and diffuse light better than a flat surface

Anatomical pad with compound-contoured base, designed to adapt to fit each tooth

Radiused M/D archwire edges reduce notching and facilitate easy sliding

Ample torque and tie-wing strength, plus the generous under tie-wing area facilitates secure double tying using a steel ligature, without damage or fracture†

Base flange designed for secure grasp and placement without damage

†Data on file.

EXPERIENCE THE DEBOND

Symetri Clear's proprietary base design and patented debonding plier enable safe, easy and non-destructive removal of the bracket. The bracket comes off the tooth in one piece and with minimal force.[1]

- The surface of the base is designed so that the bracket lifts off the enamel with minimal force and in one piece without fracturing the bracket††

- Proprietary laser etched pad technology designed to increase the reliability of the bonding surface
- Anatomical pad with compound-contoured base designed to fit each tooth

DESIGNED FOR PATIENTS & DOCTORS

Symetri Clear is an aesthetic bracket designed for patient comfort with features that meet clinical demands. The smooth surfaces and low profile are designed to minimize occlusal interferences allowing for bonding of both upper and lower arches.

- Chamfered slot for easy wire insertion
- Rounded slot edges minimize notching and facilitate easy sliding
- The rounded shape of the wings means smoother surfaces increase patient comfort††
- Low profile means less chance of coming into contact with the opposing enamel
- Low profile for aesthetics

[1]Using Symetri Clear Debonding Instrument.
††Data on file.

SYMETRI CLEAR

tooth	torque	angulation	rotation	bracket type	part numbers			
MAXILLARY					.018L	.018R	.022L	.022R
Central	+17°	4°	0°	Twin	418-1111	418-1110	419-1111	419-1110
Lateral	+10°	8°	0°	Twin	418-1211	418-1210	419-1211	419-1210
Lateral - Optional Slim In/Out	+10°	8°	0°	Twin	418-1213	418-1212	419-1213	419-1212
Cuspid	0°	8°	0°	Twin	418-1311	418-1310	419-1311	419-1310
Cuspid - Hook	0°	8°	0°	Twin	418-2311	418-2310	419-2311	419-2310
Bicuspid	-7°	0°	0°	Twin	418-1510		419-1510	
Bicuspid - Hook	-7°	0°	0°	Twin	418-2511	418-2510	419-2511	419-2510
MAXILLARY					.018L	.018R	.022L	.022R
Anterior	-6°	0°	0°	twin	418-1010		419-1010	
Cuspid	0°	3°	2°	twin	418-1411	418-1410	419-1411	419-1410
Cuspid - Hook	0°	3°	2°	twin	418-2411	418-2410	419-2411	419-2410
1st Bicuspid	-12°	0°	0°	twin	418-1610		419-1610	
1st Bicuspid - Hook	-12°	2°	0°	twin	418-2611	418-2610	419-2611	419-2610
2nd Bicuspid	-17°	0°	0°	twin	418-1710		419-1710	
2nd Bicuspid - Hook	-17°	2°	0°	twin	418-2711	418-2710	419-2711	419-2710

SINGLE PATIENT KITS		.018	.022
Symetri Clear Upper/Lower 5-5 With Hooks 3-4-5	twin	746-2101	746-2201
Symetri Clear Upper/Lower 3-3 With Hooks on 3	twin	746-2102	746-2202
Symetri Clear Upper 3-3 With Hooks on 3	twin	746-2103	746-2203
Symetri Clear Upper 5-5 With Hooks on 3	twin	746-2105	746-2205
Symetri Clear Upper 5-5 With Hooks 3-4-5	twin	746-2106	746-2206

Symetri Clear Debonding Instrument	866-4025
Symetri Clear Typodont	717-0021

ORTHOS™

Straight-Wire Simplfied

INS AND OUTS OF ORTHOS

Orthos is a coordinated system of brackets and wires derived from computer-aided anatomical analysis of hundreds of orthodontic cases. The bracket geometries and a coordinated arch form are designed to help reduce the common challenges of everyday treatment and the need for compensating wire bends when compared with non-Orthos appliances.

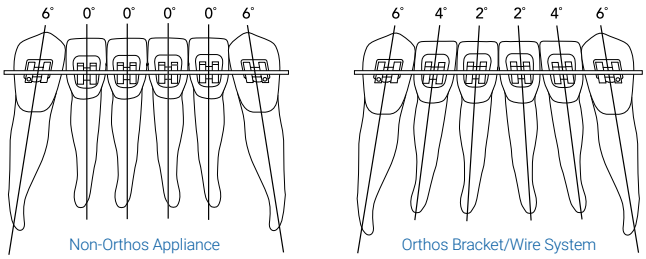

Progressive distal root tip for ideal root alignment

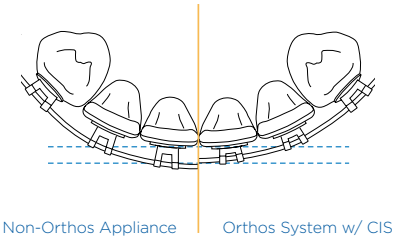

Low-profile lower anterior brackets with compensated-slot cuspids and a coordinated arch form are designed to reduce occlusal interference and provide greater patient comfort.

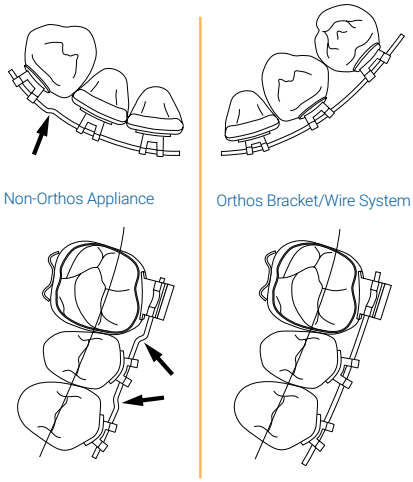

Improved cuspid-to-lateral and bicuspid-to-molar transitions reduce the need for common first-order bends

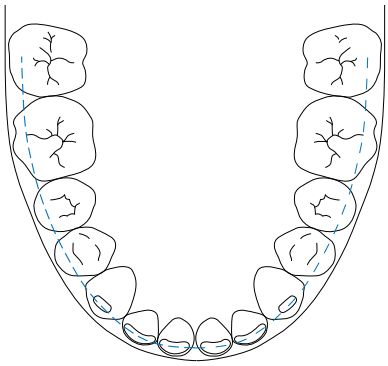

Orthos Bracket/Wire System achieves a smooth, coordinated arch form

ORTHOS MARKING SYSTEM

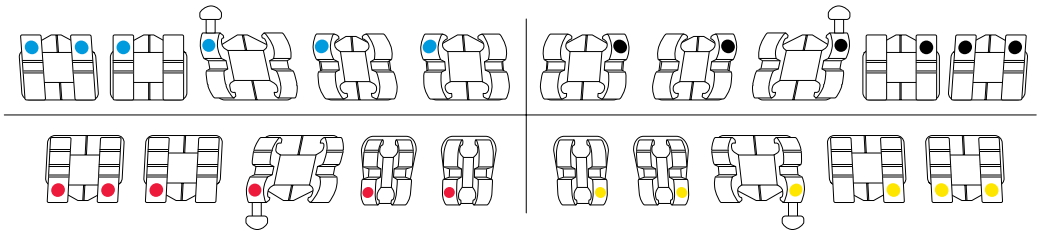

- All brackets are color-coded by quadrant:

  Upper right – Blue
  Lower right – Red
  Upper Left – Black
  Lower Left – Yellow

- The dimple or paint mark is on the disto-gingival tie wing unless otherwise noted
- Upper and lower 2nd bicuspids have dimples/paint on both gingival tie wings
- Upper centrals are wider than upper laterals
- The lower laterals, cuspids and bicuspids also feature a scribe line on the occlusal tie wing
- Because of the specificity of the Orthos appliance, there are no universal brackets

To achieve the proper expression of the Orthos appliance, all brackets should be placed at the following heights (based on the average patient):

	MAXILLARY	MANDIBULAR
Central	4.4 mm	3.9 mm
Lateral	3.8 mm	3.9 mm
Cuspid	4.4 mm	4.6 mm
1st Bicuspid	4.1 mm	3.9 mm
2nd Bicuspid	3.6 mm	3.9 mm

ORTHOS

tooth	torque	angle	rot.*	bracket type	part numbers			
MAXILLARY					.018 L	.018 R	.022 L	.022 R
Central	+15	+5	0	Twin	454-0111	454-0110	455-0111	455-0101
Lateral	+9	+9	-4.5°	Twin	454-0211	454-0210	455-0211	455-0210
Lateral	+9	+9	0°	Twin	454-0213	454-0212	455-0213	455-0212
Cuspid	-3	+10	0°	Twin	454-0311	454-0310	455-0311	455-0310
Cuspid - hook	-3	+10	0	Twin	454-1311	454-1310	455-1311	455-1310
1st Bicuspid	-6	0	0	Twin G/O	454-0411	454-0410	455-0411	455-0410
1st Bicuspid - hook	-6	0	0	Twin G/O	454-1411	454-1410	455-1411	455-1410
1st Bicuspid	-6	0	0	Twin	454-0413	454-0412	455-0413	455-0412
1st Bicuspid - hook	-6	0	0	Twin	454-1413	454-1412	455-1413	455-1412
2nd Bicuspid	-8	+4	0	Twin G/O	454-0511	454-0510	455-0511	455-0510
2nd Bicuspid - hook	-8	+4	0	Twin G/O	454-1511	454-1510	455-1511	455-1510
2nd Bicuspid	-8	+4	0	Twin	454-0513	454-0512	455-0513	455-0512

All hooks are disto-gingival unless otherwise noted.
*Compensation in Slot/Distal offset

continued on next page

ORTHOS (cont'd)

tooth	torque	angle	rot.*	bracket type	part numbers			
MAXILLARY					.018 L	.018 R	.022 L	.022 R
2nd Bicuspid - hook	-8	+4	0	Twin	454-1513	454-1512	455-1513	455-1512
1st Molar	-10	0	15	Accent single	340-5116	340-4116	342-5115	342-4115
1st Molar - weldable	-10	0	15	Peerless .045 combo	195-0210	196-0210	195-0209	196-0209
2nd Molar	-10	0	15	Accent single	340-5116	340-4116	342-5115	342-4115
2nd Molar - weldable	-10	0	15	Accent single	515-0116	514-0116	515-0115	514-0115
MANDIBULAR					.018 L	.018 R	.022 L	.022 R
Central	-5	+2	0	Twin	454-0615	454-0610	455-0615	455-0610
Lateral	-5	+4	0	Twin	454-0625	454-0620	455-0625	455-0620
Lateral	-5	+4	-4.5	Twin	454-0635	454-0630	455-0635	455-0630
Cuspid	-5	+4	-4.5	Twin	454-0711	454-0710	455-0711	455-0710
Cuspid - hook	-5	+4	-4.5	Twin	454-1711	454-1710	455-1711	455-1710
1st Bicuspid	-7	+3	0	Twin - G/O	454-0813	454-0812	455-0813	455-0812
1st Bicuspid - hook	-7	+3	0	Twin - G/O	454-1813	454-1812	455-1813	455-1812
1st Bicuspid	-7	+3	0	Twin	454-0815	454-0814	455-0815	455-0814
1st Bicuspid - hook	-7	+3	0	Twin	454-1815	454-1814	455-1815	455-1814
2nd Bicuspid	-9	+3	0	Twin - G/O	454-0911	454-0910	455-0911	455-0910
2nd Bicuspid - hook	-9	+3	0	Twin - G/O	454-1911	454-1910	455-1911	455-1910
2nd Bicuspid	-9	+3	0	Twin	454-0913	454-0912	455-0913	455-0912
2nd Bicuspid - hook	-9	+3	0	Twin			455-1913	455-1912
1st Molar	-10	0	0	Accent single	340-5118	340-4118	342-5117	342-4117
1st Molar - weldable	-10	0	0	Peerless .045 combo	189-0300	190-0300	189-0299	190-0299
2nd Molar	-10	0	5	Accent single	340-4114	340-5114	342-4113	342-5113
2nd Molar - weldable	-10	0	5	Accent single	514-0114	515-0114	514-0113	515-0113

SINGLE-PATIENT KITS			
Single-Patient Kit	Upper/Lower 5 — 5, hooks on Cuspids	740-1246	740-1247

All hooks are disto-gingival unless otherwise noted.
*Compensation in Slot/Distal offset

TITANIUM ORTHOS™

COORDINATED SYSTEM

Titanium Orthos combines the scientifically-based Orthos Rx bracket and wire system with the material benefits of titanium.

- Hypoallergenic, made without nickel
- Tooth-shaped pads for ideal placement
- Biocompatible and corrosion resistant

FIT AND FORGET

Tooth-specific pad shapes and contours make Titanium Orthos brackets easy to place for more accurate finishing and minimizes mid-treatment repositioning. Excellent mechanical bond retention due to material and pad design

COMPENSATION IN SLOT (CIS)

Compensation is cut into the slot of the lower cuspid brackets to allow the archwire to sweep close to the tooth surface. This allows a reduction in the profile of the lower anterior brackets. The Compensation In Slot (CIS) geometry does not “rotate” the tooth. The CIS geometry does, in conjunction with the archwires, compensate for 1st order discrepancies.

TITANIUM ORTHOS MARKING SYSTEM

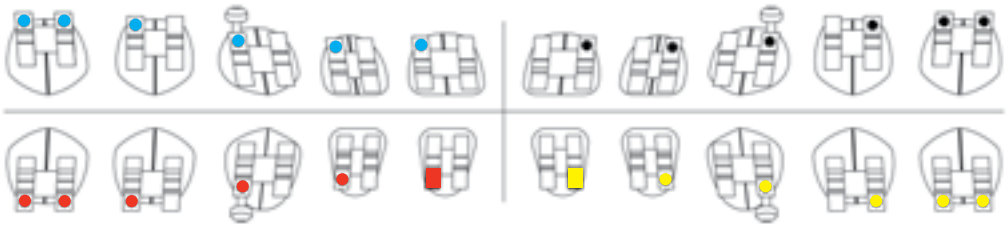

TITANIUM ORTHOS (Available in Quad™ packaging, 10ea; single-patient kits)

tooth	torque	angle	rot.*	bracket type	part numbers			
MAXILLARY					.018 L	.018 R	.022 L	.022 R
Central	+22°	+5°	0°	High	448-8119	448-8118	449-8119	449-8118
Central	+15°	+5°	0°	Standard	448-6111	448-6110	449-6111	449-6110
Lateral	+14°	+9°	-4.5°	High	448-8219	448-8218	449-8219	449-8218
Lateral	+14°	+9°	0°	High, non CIS	448-8217	448-8216	449-8217	449-8216
Lateral	+9°	+9°	-4.5°	Standard	448-6211	448-6210	449-6211	449-6210
Lateral	+9°	+9°	0°	Standard, non CIS	448-6213	448-6212	449-6213	448-6212
Lateral - hook	+9°	+9°	-4.5°	Standard	448-9211	448-9212	449-9211	448-9212
Cuspid	+7°	+10°	0°	Super	448-8319	448-8318		
Cuspid - hook	+7°	+10°	0°	Super, M/G hook	448-9319	448-9318	449-9319	449-9318
Cuspid	-3°	+10°	0°	Standard	448-6311	448-6310	449-6311	449-6310
Cuspid - hook	-3°	+10°	0°	Standard	448-7311	448-7310	449-7311	449-7310
1st Bicuspid	-6°	0°	0°	Standard, G/O	448-6411	448-6410	449-6411	449-6410
1st Bicuspid - hook	-6°	0°	0°	Standard, G/O	448-6413	448-6412	449-6413	449-6412
2nd Bicuspid	-8°	+4°	0°	Standard, G/O	448-6511	448-6510	449-6511	449-6510
2nd Bicuspid - hook	-8°	+4°	0°	Standard, G/O	448-6513	448-6512	449-6513	449-6512
1st Molar - hook	-10°	0°	10°	Single	448-1201	448-0201	449-1201	449-0201
1st Molar - hook	-10°	0°	15°	Single	448-2116	448-2016	449-2116	449-2016
2nd Molar - hook	-10°	0°	15°	Single	448-2117	448-2017	449-2117	449-2017
2nd Molar - hook	-10°	0°	6°	Single	448-1202	448-0202	449-1202	449-0202
2nd Molar - hook	-27°	0	6	Single	448-1203	448-0203	449-1203	449-0203

All bicuspid brackets are gingivally offset.
All hooks are disto-gingival unless otherwise noted.
*Compensation in Slot/Distal offset

continued on next page

TITANIUM ORTHOS (Available in Quad™ packaging, 10ea; single-patient kits)

tooth	torque	angle	rot.*	bracket type	part numbers			
MANDIBULAR					.018 L	.018 R	.022 L	.022 R
Central	-5	+2	0	Standard	448-6615	448-6610	449-6615	449-6610
Central	-10	+2	0	Low	448-8617	448-8612	449-8617	449-8612
Lateral	-5°	+4°	-4.5°	Standard	448-6625	448-6620	449-6625	449-6620
Lateral	-5°	+4°	0°	Standard, non CIS	448-8629	448-8624	449-8629	449-8624
Lateral	-10°	+4°	0°	Low	448-8627	448-8622	449-8627	449-8622
Cuspid	+7°	+6°	-4.5°	High	448-8719	448-8718		
Cuspid - hook	+7°	+6°	-4.5°	High, M/G hook	448-9719	448-9718		
Cuspid - hook	+7°	+6°	-4.5°	High			449-9721	449-9720
Cuspid	+6°	+6°	-4.5°	Standard	448-6711	448-6710	449-6711	449-6710
Cuspid - hook	+6°	+6°	-4.5°	Standard	448-7711	448-7710	449-7711	449-7710
1st Bicuspid	-7°	+3°	0°	Standard, G/O	448-6813	448-6812	449-6813	449-6812
1st Bicuspid - hook	-7°	+3°	0°	Standard, G/O	448-6815	448-6814	449-6815	449-6814
2nd Bicuspid	-9°	+3°	0°	Standard, G/O	448-6911	448-6910	449-6911	449-6910
2nd Bicuspid - hook	-9°	+3°	0°	Standard, G/O	448-6913	448-6912	449-6913	449-6912
2nd Bicuspid	+17°	+3°	0°	Low, G/O	448-8917	448-8916		
2nd Bicuspid - hook	+17°	+3°	0°	Low, G/O	448-9917	448-9916		
1st Molar - hook	-10°	0°	0°	Single	448-2126	448-2026	449-2126	449-2026
1st Molar - hook	-22°	0°	0°	Single	448-1204	448-0204	449-1204	449-0204
1st Molar - hook	-22°	0°	5°	Single	448-1206	448-0206	449-1206	449-0206
2nd Molar - hook	-10°	0°	5°	Single	448-2127	448-2027	449-2127	449-2027
2nd Molar - hook	-22°	0°	5°	Single	448-1205	448-0205	449-1205	449-0205

SINGLE-PATIENT KITS			
Single-Patient Kit	Upper/Lower 5 — 5, hooks on Cuspids	740-1278	740-1279
Single-Patient Kit	Upper/Lower 7 — 7, hooks on Cuspids and Molars	740-1280	740-1281

All bicuspid brackets are gingivally offset.
All hooks are disto-gingival unless otherwise noted.
*Compensation in Slot/Distal offset

MINI DIAMOND™ TWIN

The Mini Diamond Bracket Is Designed For Patients Looking For A Smaller Bracket

- Designed for patient comfort
- Improved utility with refined Hemi Hooks™ and permanent I.D. marking system
- Made from durable 17-4 stainless steel for strength and performance.

MINI DIAMOND MARKING SYSTEM

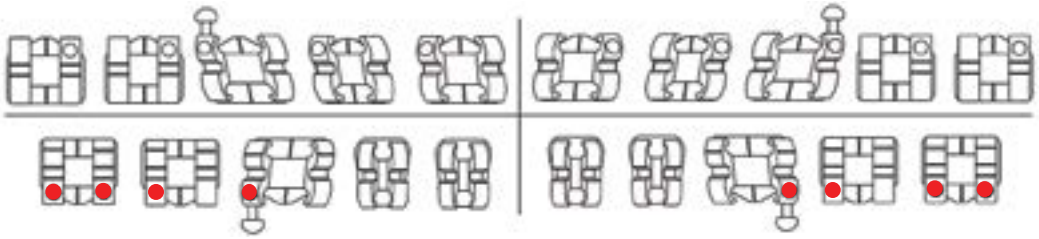

- Open dimple (°) = Maxillary
- Red dimple (•) = Mandibular
- On Mini Diamond or other angulated assemblies, the dimple is on the disto-gingival tie wing (twin) or gingival tie wing (single)
- On non-angulated assemblies, dimples can be on either gingival tie wing
- On lower bicuspids, where torques differ, the 2nd bicuspids have dimples on both gingival tie wings
- The lower cuspids and bicuspids also feature a scribe line on the occlusal tie wings

MINI DIAMOND TWIN

tooth	torque	angle	bracket type	M/D	I/O	part numbers			
MAXILLARY				In Millimeters		.018 L	.018 R	.022 L	.022 R
Central	0	0	Twin	3.8	0.8	350-0104/Universal		351-0104/Universal	
Central	+7	+5	Twin	3.8	0.8	350-0121	350-0120	351-0121	351-0120
Central	+14	+5	Twin	3.8	0.8	350-0131	350-0130	351-0131	351-0130
Central	+14	+5	Twin	3.4	0.8	350-0171	350-0170	351-0171	351-0170
Central	+22	+5	Twin	3.8	0.8	350-0141	350-0140	351-0141	351-0140
Central	+22	+5	Twin	3.4	0.8	350-0181	350-0180	351-0181	351-0180
Lateral	0	0	Twin	3.1	1.0	350-0204/Universal		351-0204/Universal	
Lateral	0	+8	Twin	3.1	1.0	350-0211	350-0210		
Lateral	+3	+8	Twin	3.1	1.0	350-0241	350-0240	351-0241	351-0240
Lateral	+7	+8	Twin	3.1	1.0	350-0251	350-0250	351-0251	351-0250
Lateral - hook	+7	+8	Twin	3.1	1.0	350-1251	350-1250	351-1251	351-1250
Lateral	+7	+8	Twin	2.7	0.8	350-0271	350-0270	351-0271	351-0270
Lateral - hook	+7	+8	Twin	2.7	0.8	350-2271	350-2270		
Lateral	+14	+8	Twin	3.1	0.8	350-0231	350-0230	351-0231	351-0230
Lateral	+14	+8	Twin	3.1	0.8	350-0261	350-0260	351-0261	351-0260

All hooks are disto-gingival unless otherwise noted.

continued on next page

MINI DIAMOND TWIN (cont'd)

tooth	torque	angle	bracket type	M/D	I/O	part numbers			
MAXILLARY				In Millimeters		.018 L	.018 R	.022 L	.022 R
Cuspid	+7	+10	Twin	3.4	0.5	350-0341	350-0340	351-0341	351-0340
Cuspid - hook	+7	+10	Twin	3.4	0.5	350-1341	350-1340		
Cuspid - hook	+7	+10	Twin, M/G hook	3.4	0.5	350-1361	350-1360		
Cuspid/Bicuspid - hook	+7	+10	Twin	3.2	0.5	350-1381	350-1380	351-1381	351-1380
Bicuspid	-7	0	Twin	3.2	0.5	350-0514/Universal		351-0514/Universal	
Bicuspid	-7	0	Twin, G/O	3.2	0.5	351-0534/Universal		351-0534/Universal	
Bicuspid - hook	-7	0	Twin	3.2	0.5	350-1511	350-1510	351-1511	351-1510
Bicuspid	0	0	Twin	3.2	0.5	350-0506/Universal		351-0506/Universal	
Bicuspid	0	0	Twin, G/O	3.2	0.5	350-0526/Universal		351-0526/Universal	
MANDIBULAR				In Millimeters		.018 L	.018 R	.022 L	.022 R
Anterior	-6	0	Twin, semi-wedge	2.3	1.2	350-0035/Universal		351-0035/Universal	
Anterior	-1	0	Twin, semi-wedge	2.3	1.2	350-0025/Universal		351-0025/Universal	
Anterior	-1	0	Twin, semi-wedge on mini pad	2.3	1.2	350-0065/Universal		351-0065/Universal	
Anterior	0	0	Twin, semi-wedge	2.3	1.2	350-0015/Universal		351-0015/Universal	
Anterior	+4	0	Twin, semi-wedge	2.3	1.2			351-0045/Universal	
Cuspid	-11	+6	Twin	3.2	0.4	350-0443	350-0442	351-0443	351-0442
Cuspid - hook	-11	+6	Twin	3.2	0.4	350-1443	350-1442	351-1443	351-1442
Cuspid	-7	+6	Twin	3.2	0.4	350-0433	350-0432	351-0433	351-0432
Cuspid - hook	-7	+6	Twin	3.2	0.4	350-1433	350-1432	351-1433	351-1432
Cuspid	0	+6	Twin	3.2	0.4	350-0423	350-0422	351-0423	351-0422
Cuspid - hook	0	+6	Twin	3.2	0.4	350-1423	350-1422	351-1423	351-1422
Cuspid	+7	+5	Twin	3.2	0.4	350-0463	350-0462	351-0463	351-0462
Cuspid - hook	+7	+5	Twin, M/G hook	3.2	0.4	350-1473	350-1472		
1st Bicuspid	-17	0	Twin	3.2	0.5	350-0625/Universal		351-0625/Universal	
1st Bicuspid - hook	-17	0	Twin	3.2	0.5	350-1623	350-1622	351-1623	351-1622
1st Bicuspid	-17	0	Twin, G/O	3.2	0.5	350-0645/Universal		351-0645/Universal	
1st Bicuspid - hook	-17	0	Twin, G/O	3.2	0.5	350-1643	350-1642	351-1643	351-1642
1st Bicuspid	-11	0	Twin	3.2	0.5	350-0615/Universal		351-0615/Universal	
1st Bicuspid - hook	-11	0	Twin	3.2	0.5	350-1613	350-1612	351-1613	351-1612
1st Bicuspid	-11	0	Twin, G/O	3.2	0.5	350-0635/Universal		351-0635/Universal	
1st Bicuspid - hook	-11	0	Twin, G/O	3.2	0.5	350-1633	350-1632	351-1633	351-1632
2nd Bicuspid	-22	0	Twin	3.2	0.5	350-0735/Universal		351-0735/Universal	
2nd Bicuspid - hook	-22	0	Twin	3.2	0.5	350-1733	350-1732	351-1733	351-1732
2nd Bicuspid	-22	0	Twin, G/O	3.2	0.5	350-0755/Universal		351-0755/Universal	
2nd Bicuspid - hook	-22	0	Twin, G/O	3.2	0.5	350-1753	350-1752	351-1753	351-1752
2nd Bicuspid	-17	0	Twin	3.2	0.5	350-0725/Universal		351-0725/Universal	
2nd Bicuspid - hook	-17	0	Twin	3.2	0.5	350-1723	350-1722	351-1723	351-1722
2nd Bicuspid	-17	0	Twin, G/O	3.2	0.5	350-0745/Universal		351-0745/Universal	
2nd Bicuspid - hook	-17	0	Twin, G/O	3.2	0.5	350-1743	350-1742	351-1743	351-1742

SINGLE PATIENT KITS	.018	.022
U/L 5-5 LA MOD	740-0300	740-0301

All hooks are disto-gingival unless otherwise noted.

MINI DIAMOND™

MINI DIAMOND VERTICAL SLOT (.018 X .018)

tooth	torque	angle	bracket type	M/D	I/O	part numbers			
MAXILLARY				In Millimeters		.018 L	.018 R	.022 L	.022 R
Central	+14	+5	Vertical Slot	3.4	0.8	350-6131	350-6130	351-6131	351-6130
Lateral	+7	+8	Vertical Slot	2.7	1.1	350-6251	350-6250	351-6251	351-6250
Cuspid	0	+10	Vertical Slot	3.2	0.6	350-6331	350-6330	351-6331	351-6330
Cuspid - hook	0	+10	Vertical Slot	3.2	0.6	350-7331	350-7330	351-7331	351-7330
Bicuspid	-7	0	Vertical Slot	3.2	0.6	350-6514/Universal		351-6514/Universal	
Bicuspid	-7	0	Vertical Slot, G/O	3.2	0.6	350-6534/Universal		351-6534/Universal	
Bicuspid	0	0	Vertical Slot	3.2	0.6			351-6506/Universal	
Bicuspid	0	0	Vertical Slot, G/O	3.2	0.6	350-6536/Universal		351-6536/Universal	
MANDIBULAR				In Millimeters		.018 L	.018 R	.022 L	.022 R
Anterior	-1	0	Vertical Slot, semi-wedge	2.3	1.3	350-6025/Universal		351-6025/Universal	
Cuspid	-7	+6	Vertical Slot	3.2	0.6	350-6433	350-6432	351-6433	351-6432
Cuspid - hook	-7	+6	Vertical Slot	3.2	0.6	350-7433	350-7432	351-7433	351-7432
1st Bicuspid	-11	0	Vertical Slot	3.2	0.6	350-6615/Universal		351-6615/Universal	
1st Bicuspid	-11	0	Vertical Slot, G/O	3.2	0.6	350-6635/Universal		351-6635/Universal	
2nd Bicuspid	-17	0	Vertical Slot	3.2	0.6	350-6725/Universal		351-6725/Universal	
2nd Bicuspid	-17	0	Vertical Slot, G/O	3.2	0.6	350-6745/Universal		351-6745/Universal	

All hooks are disto-gingival unless otherwise noted.

MINI-TWIN™

The Mini-Twin Brings A Rhomboid Design To A Straight-Wire™ Appliance System

- Mini-Twin appliances feature 80 guage mesh pads on both upper and lower bicuspids
- The vertical scribe line aligns with the crown-long axis, simplifying bracket placement. As is the case with all Straight-Wire appliances, the archwire slot of Mini-Twin appliances is engineered to align with the horizontal axis of the tooth
- Mini-Twins are available in Andrews and Roth* prescriptions, and are fully interchangeable with any other Straight-Wire appliance system. Options include hooks/no hooks, gingival offsets on bicuspids, super torque on upper anteriors and surgical sets

MINI TWIN MARKING SYSTEM

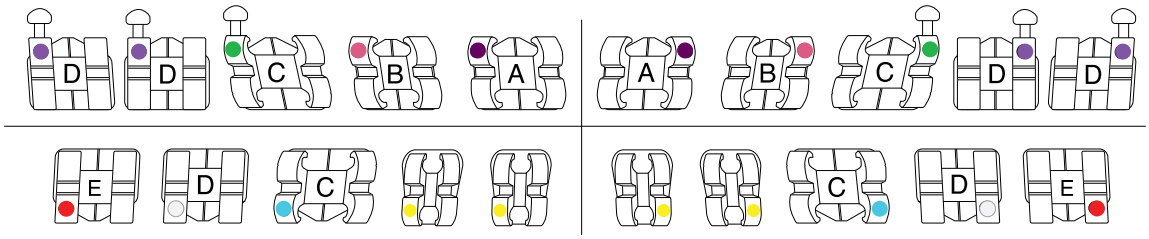

Bracket I.D. illustration represents the Andrews prescription.

The color I.D. is on the disto-gingival tie wing, so that bracket identification is easy. For added accuracy, the upper brackets have a cast dot I.D. and all brackets have cast letters in the saddle of the bracket identifying the tooth position.

	central	lateral	cuspid	1st bicuspid	2nd bicuspid
UPPER	**Dark Blue**	**Pink**	**Green**	**Purple**	**Purple**
Andrews	D/G dot, "A"	D/G dot, "B"	D/G dot, "C"	D/G dot, "D"	D/G dot, "D"
Roth*	D/G dot, "X"	D/G dot, "Y"	D/G dot, "H"	D/G dot, "J"	D/G dot, "J"
Super Torque	D/G dot, "L"	D/G dot, "O"	D/G dot, "N"		
Surgical Set			D/G dot, "S"		
LOWER	**Yellow**	**Yellow**	**Light Blue**	**White**	**Red**
Andrews	No mark	No mark	D/G dot,"C"	D/G dot,"D"	D/G dot, "E"
Roth*	No mark	No mark	D/G dot, "H"	D/G dot, "J"	D/G dot, "K"

All hooks are disto-gingival unless otherwise noted.

* Does not imply endorsement.

MINI TWIN (Available in Quad packaging, 10 ea.)

tooth	torque	angle	rot.	bracket type	part numbers			
MAXILLARY					.018 L	.018 R	.022 L	.022 R
Central	+17°	+5°	0°	Twin	328-0141	328-0140	329-0141	329-0140
Central	+12°	+5°	0°	Twin	328-0111	328-0110	329-0111	329-0110
Central	+7°	+5°	0°	Twin	328-0121	328-0120	329-0121	329-0120
Lateral	+3°	+9°	0°	Twin	328-0221	328-0220	329-0221	329-0220
Lateral	+8°	+9°	0°	Twin	328-0211	328-0210	329-0211	329-0210
Lateral	+10°	+9°	0°	Twin	328-0241	328-0240	329-0241	329-0240
Lateral – hook	+3°	+9°	0°	Twin	328-1221	328-1220		
Cuspid	-7°	+11°	0°	Twin	328-0321	328-0320	329-0321	329-0320
Cuspid	-2°	+9°	4°	Twin			329-0351	329-0350
Cuspid	-2°	+13°	4°	Twin			329-0313	329-0312
Cuspid – hook	-7°	+11°	0°	Twin	328-1321	328-1320	329-1321	329-1320
Cuspid – hook	-2°	+9°	4°	Twin	328-1351	328-1350	329-1351	329-1350
Cuspid – hook	-2°	0°	4°	Twin	328-1317	328-1316		
Cuspid – hook	-2°	+13°	4°	Twin, long radius			329-1311	329-1310
Cuspid – hook	-2°	+13°	4°	Twin	328-1313	328-1312	329-1313	329-1312
Cuspid – hook	0°	+6°	0°	Twin	328-1331	328-1330	329-1331	329-1330
Cuspid – hook	+3°	+9°	4°	Twin			329-1341	329-1340
Bicuspid	-7°	0°	2°	Twin	428-0511	428-0510	429-0511	429-0510
Bicuspid	-7°	0°	0°	Twin	428-0521	428-0520	429-0521	429-0520
Bicuspid	-7°	0°	0°	Twin, G/O	428-0571	428-0570	429-0571	429-0570
Bicuspid	-7°	0°	2°	Twin, G/O	428-0575	428-0574	429-0575	429-0574
Bicuspid – hook	-7°	0°	2°	Twin	428-1511	428-1510	429-1511	429-1510
Bicuspid – hook	-7°	0°	0°	Twin	428-1521	428-1520	429-1521	429-1520
Bicuspid – hook	-7°	0°	0°	Twin, G/O	428-1571	428-1570	429-1571	429-1570
Bicuspid – hook	-7°	0°	2°	Twin, G/O			429-1573	429-1572
Bicuspid – hook	-7°	0°	2°	Twin, M/G hook			429-2511	429-2510
Bicuspid – hook	-7°	0°	0°	Twin, M/G hook	428-2521	428-2520		
MANDIBULAR					.018 L	.018 R	.022 L	.022 R
Anterior	-1°	0°	0°	Twin	328-0021	328-0020	329-0021	329-0020
Anterior – hook	-1°	0°	0°	Twin	328-1021	328-1020		
Cuspid	-11°	+5°	0°	Twin	328-0421	328-0420	329-0421	329-0420
Cuspid	-11°	+7°	2°	Twin			329-0411	329-0410
Cuspid – hook	-11°	+5°	0°	Twin	328-1421	328-1420	329-1421	329-1420

All hooks are disto-gingival unless otherwise noted.

continued on next page

MINI TWIN (cont'd)

tooth	torque	angle	rot.	bracket type	part numbers			
MANDIBULAR					.018 L	.018 R	.022 L	.022 R
Cuspid – hook	-11°	+7°	2°	Twin	328-1411	328-1410	329-1411	329-1410
Cuspid – hook	0°	+5°	0°	Twin	328-1431	328-1430	329-1431	329-1430
1st Bicuspid	-17°	0°	4°	Twin	428-0611	428-0610	429-0611	429-0610
1st Bicuspid	-17°	0°	0°	Twin	428-0621	428-0620	429-0621	429-0620
1st Bicuspid	-17°	0°	0°	Twin, G/O	428-0671	428-0672	429-0671	429-0674
1st Bicuspid	-17°	0°	4°	Twin, G/O			429-0673	429-0672
1st Bicuspid – hook	-17°	0°	4°	Twin	428-1611	428-1610	429-1611	429-1610
1st Bicuspid – hook	-17°	0°	0°	Twin	428-1621	428-1620	429-1621	429-1620
1st Bicuspid – hook	-17°	0°	0°	Twin, G/O			429-1671	429-1670
1st Bicuspid – hook	-17°	0°	4°	Twin, G/O	428-1673	428-1672	429-1673	429-1672
2nd Bicuspid	-22°	0°	4°	Twin	428-0711	428-0710	429-0711	429-0710
2nd Bicuspid	-22°	0°	0°	Twin	428-0721	428-0720	429-0721	429-0720
2nd Bicuspid	-22°	0°	4°	Twin, G/O	428-0771	428-0770	429-0771	429-0770
2nd Bicuspid	-22°	0°	0°	Twin, G/O	428-0773	428-0772	429-0773	429-0772
2nd Bicuspid – hook	-22°	0°	4°	Twin	428-1711	428-1710	429-1711	429-1710
2nd Bicuspid – hook	-22°	0°	0°	Twin	428-1721	428-1720	429-1721	429-1720
2nd Bicuspid – hook	-22°	0°	0°	Twin, G/O			429-1771	429-1770
2nd Bicuspid – hook	-22°	0°	4°	Twin, G/O			429-1773	429-1772

All hooks are disto-gingival unless otherwise noted.

STRAIGHT-WIRE™ SYNTHESIS

TRADITIONAL STRAIGHT-WIRE FEATURES

COMPOUND CONTOUR Each Synthesis bracket is designed with tooth-specific contours in the base. These contours mirror the anatomy of the middle third of each tooth for ease of placement and optimal fit.

TORQUE-IN-BASE With the Synthesis appliance, the center of the slot and the center of the base are always on the same plane. Torque-in-base is designed for consistent placement and makes level slot lineup possible.

LEVEL SLOT LINEUP FOR LESS WIRE BENDING With the Synthesis appliance, the slot of the bracket is parallel to the occlusal plane of the arch, helping to eliminate time-consuming wire bends.

PROVEN ENHANCEMENTS

RHOMBOID DESIGN The rhomboid bracket and pad design, incorporated throughout the Synthesis System, provides numerous references for easier bracket placement. The horizontal aspects align parallel to the occlusal plane and the vertical aspects align parallel to the crown-long axis of each tooth. These visual cues aid in bracket placement.

FUNCTIONALITY WITH AESTHETICS Synthesis is engineered to combine the rotational control of the Straight-Wire™ appliance with the aesthetics of the Mini-Twin in applicable brackets.

STRAIGHT-WIRE™ SYNTHESIS MARKING SYSTEM

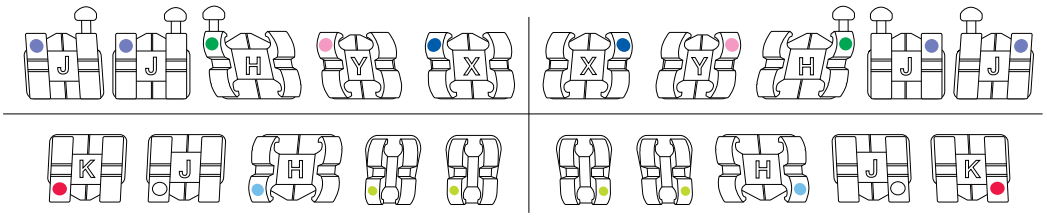

For your convenience and ease of use, we have maintained the traditional Straight-Wire color identification on the disto-gingival tie wing and the letter marking on the bracket.

	central	lateral	cuspid	1st bicuspid	2nd bicuspid
UPPER*	**Blue**	**Pink**	**Green**	**Purple**	**Purple**
Roth*	D/G dot, "X"	D/G dot, "Y"	D/G dot, "H"	D/G dot, "J"	D/G dot, "J"
LOWER*	**Yellow**	**Yellow**	**Light Blue**	**White**	**Red**
Roth*	No mark	No mark	D/G dot, "H"	D/G dot, "J"	D/G dot, "K"

* Does not imply endorsement.

STRAIGHT-WIRE™ SYNTHESIS

tooth	inclin.	angle	rot.	bracket type	part numbers			
MAXILLARY					.018 L	.018 R	.022 L	.022 R
Central	+7°	+5°	0°	Twin	338-0121	338-0120	339-0121	339-0120
Central	+12°	+5°	0°	Twin	338-0111	338-0110	339-0111	339-0110
Central	+17°	+5°	0°	Twin	338-0141	338-0140	339-0141	339-0140
Lateral	+3°	+9°	0°	Twin	338-0221	338-0220	339-0221	339-0220
Lateral	+8°	+9°	0°	Twin	338-0211	338-0210	339-0211	339-0210
Lateral	+10°	+9°	0°	Twin	338-0241	338-0240	339-0241	339-0240
Cuspid - hook	+3	+9	+4	Twin	338-1341	338-1340	339-1341	339-1340
Cuspid – hook	-2°	+9°	+4°	Twin	338-1351	338-1350	339-1351	339-1350
Cuspid	-2°	+13°	+4°	Twin	338-0311	338-0310	339-0311	339-0310
Cuspid – hook	-2°	+13°	+4°	Twin	338-1311	338-1310	339-1311	339-1310
Cuspid	-7°	+11°	0°	Twin			339-0321	339-0320
Cuspid – hook	-7°	+11°	0°	Twin	338-1321	338-1320	339-1321	339-1320
Bicuspid	-7°	0°	+2°	Twin, G/O	338-0511	338-0510	339-0511	339-0510
Bicuspid – hook	-7°	0°	+2°	Twin, G/O	338-1511	338-1510	339-1511	339-1510
Bicuspid	-7°	0°	+2°	Twin	338-0531	338-0530	339-0531	339-0530
Bicuspid – hook	-7°	0°	+2°	Twin	338-1531	338-1530	339-1531	339-1530
Bicuspid – hook	-7°	0°	+2°	Twin, M/G hook	338-2531	338-2530	339-2531	339-2530
Bicuspid – hook	-7°	0°	+2°	Twin, G/O, M/G hook	338-2511	338-2510	339-2511	339-2510
Bicuspid	-7°	+2°	0°	Twin, G/O	338-0521	338-0520	339-0521	339-0520
Bicuspid	-7°	+2°	0°	Twin			339-0541	339-0540
Bicuspid – hook	-7°	+2°	0°	Twin	338-2543	338-2542	339-2543	339-2542
Bicuspid – hook	-7°	+2°	0°	Twin, G/O	338-2523	338-2522	339-2523	339-2522
Bicuspid – hook	-7°	+2°	0°	Twin, M/G hook			339-2541	339-2540
Bicuspid – hook	-7°	+2°	0°	Twin, G/O, M/G hook	338-2521	338-2520	339-2521	339-2520

All hooks are disto-gingival unless otherwise noted.
See your Ormco representative about bondable molar tube options.

continued on next page

STRAIGHT-WIRE™ SYNTHESIS (cont'd)

tooth	inclin.	angle	rot.	bracket type	part numbers			
MANDIBULAR					.018 L	.018 R	.022 L	.022 R
Anterior	-1°	+2°	0°	Twin	338-0011	338-0010	339-0011	339-0010
Anterior	-6°	+2°	0°	Twin	338-0021	338-0020	339-0021	339-0020
Cuspid	-11°	+5°	0°	Twin			339-0421	339-0420
Cuspid – hook	-11°	+5°	0°	Twin	338-1421	338-1420	339-1421	339-1420
Cuspid	-11°	+7°	+2°	Twin	338-0411	338-0410	339-0411	339-0410
Cuspid – hook	-11°	+7°	+2°	Twin	338-1411	338-1410	339-1411	339-1410
1st Bicuspid	-17°	-1°	+4°	Twin, G/O	338-0611	338-0610	339-0611	339-0610
1st Bicuspid	-17°	-1°	+4°	Twin	338-0631	338-0630	339-0631	339-0630
1st Bicuspid – hook	-17°	-1°	+4°	Twin, G/O	338-1611	338-1610	339-1611	339-1610
1st Bicuspid – hook	-17°	-1°	+4°	Twin	338-1631	338-1630	339-1631	339-1630
1st Bicuspid	-17°	+2°	0°	Twin, G/O			339-0621	339-0620
1st Bicuspid	-17°	+2°	0°	Twin			339-0641	339-0640
1st Bicuspid – hook	-17°	+2°	0°	Twin, G/O, M/G hook	338-2621	338-2620	339-2621	339-2620
1st Bicuspid – hook	-17°	+2°	0°	Twin, M/G hook			339-2641	339-2640
1st Bicuspid – hook	-17°	+2°	0°	Twin, D/G hook			339-2643	339-2642
1st Bicuspid – hook	-17°	+2°	0°	Twin, G/O, D/G hook	338-2623	338-2622	339-2623	339-2622
2nd Bicuspid	-22°	-1°	+4°	Twin, G/O	338-0711	338-0710	339-0711	339-0710
2nd Bicuspid	-22°	-1°	+4°	Twin	338-0731	338-0730	339-0731	339-0730
2nd Bicuspid – hook	-22°	-1°	+4°	Twin			339-1731	339-1730
2nd Bicuspid – hook	-22°	-1°	+4°	Twin, G/O			339-1711	339-1710
2nd Bicuspid	-22°	+2°	0°	Twin, G/O			339-0721	339-0720
2nd Bicuspid	-22°	+2°	0°	Twin			339-0741	339-0740
2nd Bicuspid – hook	-22°	+2°	0°	Twin			339-2743	339-2742
2nd Bicuspid – hook	-22°	+2°	0°	Twin, G/O	338-2723	338-2722	339-2723	339-2722
2nd Bicuspid – hook	-22°	+2°	0°	Twin, M/G hook			339-2741	339-2740
2nd Bicuspid – hook	-22°	+2°	0°	Twin, G/O, M/G hook	338-2721	338-2720	339-2721	339-2720

All hooks are disto-gingival unless otherwise noted.

COMPLEMENTARY PRODUCTS

See various sections of this catalog for the following products that complement Synthesis brackets.

- Standard High-Retention Bands
- Direct Bond and Weldable Buccal Tubes
- Archwires in the Tru-Arch Arch Form (Stainless Steel, Align SE 200 and Copper Ni-Ti)

ALIAS™

The World's First Self-Ligating Square Slot Bracket

ALIAS™
LINGUAL STRAIGHTWIRE BRACKET SYSTEM
Designed with Drs. Kyoto Takemoto and Giuseppe Scuzzo

Developed through collaboration with world-renowned lingual leaders, Drs. Kyoto Takemoto and Giuseppe Scuzzo, Alias offers an aesthetic alternative to labial brackets or aligners, but with the efficiency of Straight-Wire™ mechanics. The unique Alias square slot allows for optimized movement and the greater interbracket distances make the aligning stage easier.

Dr. Kyoto Takemoto

Dr. Giuseppe Scuzzo

BRACKET FEATURES

The Alias lingual bracket system features rounded contours and a low profile design for both greater clinical performance and increased patient comfort.

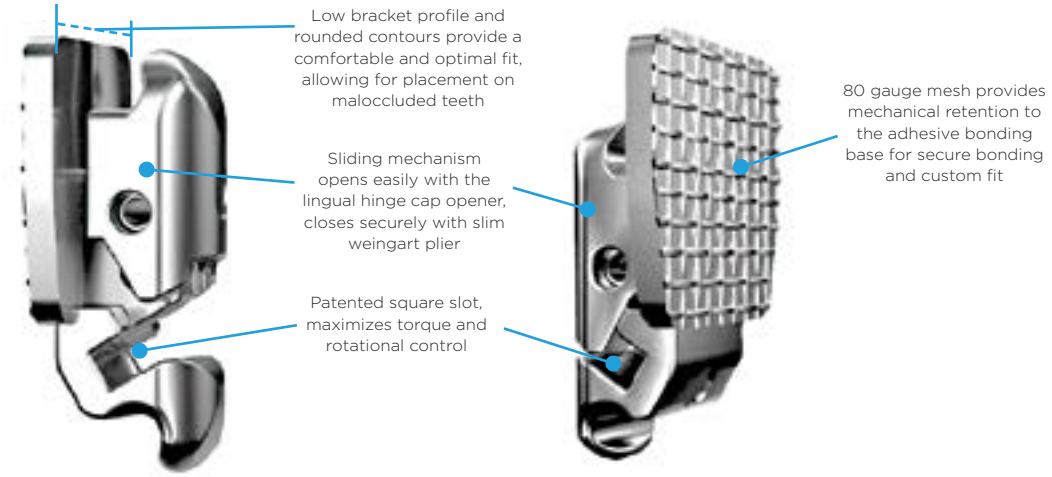

Simplicity

- **Designed for easy open and close**
  Self-ligating slide makes archwire changes faster and easier.
- **Streamlined inventory**
  Single-patient kits address various preferences and treatment needs.

Efficiency

- **Passive self-ligating mechanics**
  Alias is designed to minimize friction while producing light, continuous orthodontic forces that allow the teeth to move more smoothly.*
- **Enhanced sliding mechanics**
  Straight-Wire™ shape facilitates easier sliding.
- **Simplified finishing bends**
  Lingual wire replicates the labial Straight-Wire arch form, making wire bends intuitive.
- **Enhanced rotational and torque control** Patented .018 x .018 square slot provides optimal control and results.

Comfort

- **Enhanced patient comfort**
  Designed with low bracket profiles and rounded contours.

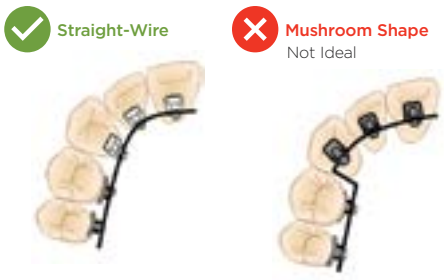

* G. Scuzzo, MD, DDS, K. Takemoto, DDS, PHD, Y. Takemoto, DDS, G. Scuzzo, DDS, L. Lombardo, DDS. "A New Self-Ligating Lingual Bracket with Square Slots", Journal of Clinical Orthodontics, Volume XLV, No. 12 (2011): 682 - 683.

SIMPLIFIED WIRE CHANGES AND OPENING/CLOSING

The Lingual Hinge Cap Opener and Slim Weingart instruments facilitate easy and fast wire changes.

ANTERIOR | OPEN



ANTERIOR | CLOSE



POSTERIOR | OPEN



POSTERIOR | CLOSE



.018 X .018 SQUARE ARCHWIRE SLOT

The patented .018 x .018 square passive self-ligating slot and enhanced Straight-Wire™ sliding mechanics improve torque and rotational control. Lingual brackets using the .018 x .025 slot have more play, thus less torque control, versus Alias.*

3rd-order play between square and rectangular slots and different sizes of archwires.

Square slot	.016" x .016" wire	.017" x .017" wire	.0175" x .0175" wire
.018" x .018"	~7–8° play	~3–4° play	~1–2° play
Rectangular slot	**.016" x .022" wire**	**.017" x .022" wire**	**.017" x .025" wire**
.018" x .025"	~5–6° play	~2–3° play	~2–3° play

2nd-order play between STb SL Square Slot lingual brackets* with .018"x .018"square slots and different sizes of archwires.

Upper Anterior	.016" x .016" wire	.017" x .017" wire	.0175" x .0175" wire
.018" x .018" (1.5mm wide)	~1–2° play	~0–1° play	~0–1° play

Lower Anterior	.016" x .016" wire	.017" x .017" wire	.0175" x .0175" wire
.018" x .018" (1.2mm wide)	~2–3° play	~1–2° play	~0–1° play

WITH BOTH ROUND AND SQUARE WIRES:

Tipping control: square slot = rectangular slot
Rotation control: square slot superior to rectangular slot

Square slot
.018" x .018" slot

Rectangular slot
.018" x .025" slot

* G. Scuzzo, MD, DDS, K. Takemoto, DDS, PHD, Y. Takemoto, DDS, G. Scuzzo, DDS, L. Lombardo, DDS. "A New Self-Ligating Lingual Bracket with Square Slots", Journal of Clinical Orthodontics, Volume XLV, No. 12 (2011): 682 - 683.

GENERAL PROTOCOLS AND ARCHWIRE SEQUENCE

PROVIDED BY DRS. TAKEMOTO AND SCUZZO*

OPEN COIL SPRINGS To resolve rotations when teeth are too crowded and bracket placement isn't possible, place an open coil spring 1.3x – 1.4x the interbracket distance to help open the space.

BUCCAL ATTACHMENTS A variety of clear buccal attachments may be used to enhance buccal leveling, using inter-maxillary elastics, and for creating space.

BITE TURBOS/BITE BLOCKS As with labial treatment, the patient's bite may create a bracket to tooth interference. With lingual treatment, it is common after initial bonding for the lower anterior edge to contact the upper anterior bracket(s). Temporary resin fillings (bite turbos/bite blocks) should be placed to prevent this.

WIRE SEQUENCE

Non-Extraction Cases

Initial Leveling	
ARCHWIRE	OBJECTIVE
.013 CuNiTi	For severe crowing
Option: .014 CuNiTi	For moderate crowding

Completing Leveling & Rotational Control	
ARCHWIRE	OBJECTIVE
.016 CuNiTi	Complete leveling and alignment including rotation correction; partial arch form stabilization
.016x016 CuNiTi	Initial torque leveling and arch form stabilization

Torque & Arch Form Control	
ARCHWIRE	OBJECTIVE
.018x.018 CuNiTi	Complete torque leveling and arch form stabilization

Finishing or Detailing	
ARCHWIRE	OBJECTIVE
.0175x.0175 TMA	If necessary for torque refinements and/or final detailing
Option: .016 TMA **.018x.018 SS**	Final detailing Control width of both U&L arches in cases with initial width discrepancy

Note: .018 x .018 archwires may fit snuggly due to normal manufacturing tolerances.

Extraction Cases

Initial Leveling	
ARCHWIRE	OBJECTIVE
.013 CuNiTi	For severe crowing
Option: .014 CuNiTi	For moderate crowding

Completing Leveling & Rotational Control	
ARCHWIRE	OBJECTIVE
.016 CuNiTi	Complete leveling and alignment including rotation correction; partial arch form stabilization
.016x016 CuNiTi	Initial torque leveling and arch form stabilization

Torque & Arch Form Control	
ARCHWIRE	OBJECTIVE
.018x.018 CuNiTi	Complete torque leveling and arch form stabilization
0175x.0175 TMA	Torque establishment

Space Closure
.017x .017 SS or .018x.018 SS (if full torque control is needed with reduced posterior wire size for sliding)
Option: .016x.016 SS (if there is no need for torque control)

Finishing or Detailing	
ARCHWIRE	OBJECTIVE
.0175x.0175 TMA	If necessary for torque refinements and/or final detailing
Option: .016 TMA **.018x.018 SS**	Final detailing Control width of both U&L arches in cases with initial width discrepancy

* The opinions expressed are those of Drs. Takemoto and Scuzzo. Ormco is a medical device manufacturer and does not dispense medical advice. Clinicians should use their own professional judgment in treating their patients. Drs. Takemoto and Scuzzo are paid consultants for Ormco.

SINGLE PATIENT KITS AND ARCHWIRE PACKS (Packs of 10)

initial leveling:	part number
.013 CUNITI: FOR SEVERE CROWDING	
Straight-Wire CuNiTi .013 Dia Sm Pk10	204-2101
Straight-Wire CuNiTi .013 Dia zMed Pk10	204-2102
Straight-Wire CuNiTi .013 Dia Lg Pk10	204-2103
.013 CUNITI: FOR SEVERE CROWDING	
Straight-Wire CuNiTi .014 Dia Sm Pk10	204-2131
Straight-Wire CuNiTi .014 Dia Med Pk10	204-2132
Straight-Wire CuNiTi .014 Dia Lg Pk10	204-2133

completing leveling and rotational control:	part number
.016 CUNITI	
Straight-Wire CuNiTi .016 Dia Sm Pk10	204-2111
Straight-Wire CuNiTi .016 Dia Med Pk10	204-2112
Straight-Wire CuNiTi .016 Dia Lg Pk10	204-2113
.016 X .016 CUNITI	
Straight-Wire CuNiTi .016 X .016 Sm Pk10	204-2121
Straight-Wire CuNiTi .016 X .016 Med Pk10	204-2122
Straight-Wire CuNiTi .016 X .016 Lg Pk10	204-2123

bracket kits	part number
5 PACKS	
Upper 2-2 | .018 | +60/0/0	369-0020
Lower 2-2 | .018 | +45/0/0	369-0002
U3R | .018 | +60/+08/+06	369-0030
U3L | .018 | +60/+08/+06	369-0031
L3R | .018 +45/+08/+06	369-0012
L3L | .018 +45/+08/+06	369-0011
Upper 4's & Lower 4's & 5's | .018 | 0/0/0	369-0040
Upper 5's | .018 | 0/0/0	369-0050
U6R | .018 | +10/0/+05	369-0060
U6L | .018 | +10/0/+05	369-0061
Lower 6's | .018 | 0/0/0	369-0080
U7R | .018 | +10/0/+05 HK	369-1070
U7L | .018 | +10/0/+05 HK	369-1071
L7R | .018 | 0/0/0 HK	369-1090
L7L | .018 | 0/0/0 HK	369-1091

SINGLE PATIENT KIT	
Upper/Lower 7-7	740-0430

finishing or detailing:	part number
.0175 X .0175 TMA	
Straight-Wire TMA .0175 X .0175 Sm Pk10	204-2211
Straight-Wire TMA .0175 X .0175 Med Pk10	204-2212
Straight-Wire TMA .0175 X .0175 Lg Pk10	204-2213
.016 X .016 SST	
Straight-Wire SST .016 X .016 Sm Pk10	204-2321
Straight-Wire SST .016 X .016 Med Pk10	204-2322
Straight-Wire SST .016 X .016 Lg Pk10	204-2323

space closure for extraction cases:	part number
.017 X .017 SST	
Straight-Wire SST .017 X .017 Sm Pk10	204-2331
Straight-Wire SST .017 X .017 Med Pk10	204-2332
Straight-Wire SST .017 X .017 Lg Pk10	204-2333
.018 X .018 SST	
Straight-Wire SST .018 X .018 Sm Pk10	204-2301
Straight-Wire SST .018 X .018 Med Pk10	204-2302
Straight-Wire SST .018 X .018 Lg Pk10	204-2303

torque and arch form control:	part number
.018 X .018 CUNITI	
Straight-Wire CuNiTi .018 X .018 Sm Pk10	204-2141
Straight-Wire CuNiTi .018 X .018 Med Pk10	204-2142
Straight-Wire CuNiTi .018 X .018 Lg Pk10	204-2143

instruments	part number
Slim Weingart Plier	803-0601
Lingual Hinge-cap Opener	802-1001

LINGUAL BRACKETS

STb™ LINGUAL SYSTEM

The STb Lingual system is designed for light-force mechanics, with reduced friction to allow teeth to move with efficiency. In most cases, a full TARG or CLASS setup is not required. Indirect bonding application can be fabricated in your own practice.

- Designed for patient comfort to minimize impact on speech
- Discreet, aesthetic option eliminates compliance issues and misplaced aligners
- Low bracket profile at 1.5mm and rounded design provides improved comfort
- Most cases without TARG or CLASS set-up

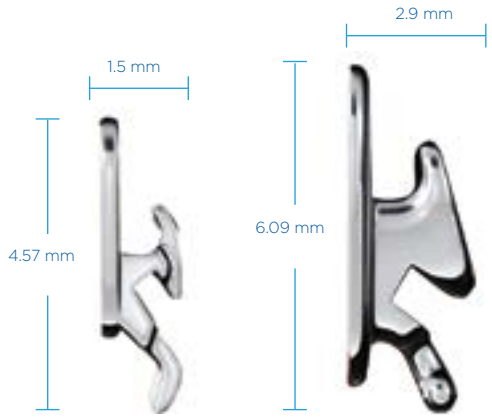

STb Social 6 Lingual Bracket

Early Lingual Bracket

STb™ SOCIAL 6 LIGHT LINGUAL SYSTEM

The most aesthetic option available within the STb family, STb Social 6 is geared for patients motivated to correct minor to moderate crowding or spacing issues affecting anterior teeth.

- Simple two-wire sequence unravels and aligns teeth
- No custom wire shaping and reduced need for composite buttons

Complete STb™ System (7-7)

Treatment Time: 6 Months

STb™ Social 6 (3-3)

Treatment Time: 8 Weeks

STb™ STRAIGHT-WIRE SYSTEM

Designed for treatment efficiency and patient comfort, the STb Straight-Wire and Bicuspid brackets accommodate varying patient anatomy to facilitate ideal archform development and occlusion. The bases of the brackets include compensation for use with Straight-Wire.

STb Straight-Wire Bicuspid brackets have been specifically engineered to accommodate the STb Straight-Wire. These brackets feature a lower profile than the original STb Bicuspid brackets and are available with and without a hook.

STb™ Straight-Wire (upper)

STb™ Straight-Wire (lower)

STb™ STRAIGHT-WIRE MARKING SYSTEM

	central	lateral	cuspid	1st bicuspid	2nd bicuspid
UPPER*	**Dark Blue**	**Pink**	**Green**	**Purple**	**Purple**
High Torque**	Red	Red	Red		
Low Torque**	Green	Green			
LOWER*	**Yellow**	**Yellow**	**Light Blue**	**White**	**Red**
High Torque**			Red		
Low Torque**	Green	Green			

*I.D. dots are disto-gingival on all brackets, including high and low torques.
**I.D. dots are located on center of slide.

STb™ STRAIGHT-WIRE MARKING SYSTEM (Available in 10 ea.; single-patient kit)

tooth	torque	angle	d/o	part number
ANTERIORS				
Upper 3 – 3 Universal*	+55°	0°	0°	369-2102
Upper 3 – 3 Universal, hook*	+55°	0°	0°	369-3102
Lower 3 – 3 Universal*	+40°	0°	0°	369-2110
Lower 3 – 3 Universal, hook*	+40°	0°	0°	369-3110
BICUSPIDS				
Upper/Lower 4 & 5 Universal	+11°	0°	0°	369-2402
Upper/Lower 4 & 5 Universal, hook	+11°	0°	0°	369-3402
Upper/Lower 4 & 5 Universal	0°	0°	0°	369-2403
Upper/Lower 4 & 5 Universal, hook	0°	0°	0°	369-3403
MOLARS				
Upper 6R, hook	+10°	0°	+5°	369-3600
Upper 6L, hook	+10°	0°	+5°	369-3601
Upper 7R, hook	+10°	0°	+5°	369-3700
Upper 7L, hook	+10°	0°	+5°	369-3701
Lower 6R, hook	0°	0°	0°	369-3610
Lower 6L, hook	0°	0°	0°	369-3611
Lower 7R, hook	0°	0°	0°	369-3710
Lower 7L, hook	0°	0°	0°	369-3711
SINGLE-PATIENT KITS				
Extraction Upper & Lower 7-7				740-0421
Upper & Lower 7-7				740-0422
Upper Only 7-7				740-0424
Extraction Upper Only 7-7				740-0425

All hooks are disto-gingival unless otherwise noted.

*Parts for STb Social 6 cases

Please reference lingual arch form wires for STb light lingual system archwire part numbers (See Section 5, Page 116)

STb™ LIGHT LINGUAL SYSTEM (Available in 10 ea.; single-patient kit)

tooth	torque	angle	d/o	part number
ANTERIORS				
Upper 3 – 3 Universal*	+55°	0°	0°	369-2102
Upper 3 – 3 Universal, hook*	+55°	0°	0°	369-3102
Lower 3 – 3 Universal*	+40°	0°	0°	369-2110
Lower 3 – 3 Universal, hook*	+40°	0°	0°	369-3110
BICUSPIDS				
Upper/Lower 4 & 5 Universal	+11°	0°	0°	369-2400
Upper/Lower 4 & 5 Universal, hook	+11°	0°	0°	369-3400
Upper/Lower 4 & 5 Universal	0°	0°	0°	369-3401
Upper/Lower 4 & 5 Universal, hook	0°	0°	0°	369-2401
MOLARS				
Upper 6R, hook	+10°	0°	+5°	369-3600
Upper 6L, hook	+10°	0°	+5°	369-3601
Upper 7R, hook	+10°	0°	+5°	369-3700
Upper 7L, hook	+10°	0°	+5°	369-3701
Lower 6R, hook	0°	0°	0°	369-3610
Lower 6L, hook	0°	0°	0°	369-3611
Lower 7R, hook	0°	0°	0°	369-3710
Lower 7L, hook	0°	0°	0°	369-3711
SINGLE-PATIENT KITS				
Extraction Upper & Lower 7-7				740-0411
Upper & Lower 7-7				740-0412
Upper Only 7-7				740-0414
Upper Only 7-7				740-0415
Upper 3-3 Only*				740-0416
Upper & Lower 3-3*				740-0417

All hooks are disto-gingival unless otherwise noted.

*Parts for STb Social 6 cases

Note: Super Torque applies to only maxillary centrals, laterals and cuspids. *-4.5° Compensation in slot. **-3° Compensation in slot.

***-4° Compensation in slot. †4° Rotation in slot. †† 2° Rotation in slot.

•Does not imply endorsement.

Please reference lingual arch form wires for STb light lingual system archwire part numbers (See Section 5, Page 116)

COMPLEMENTARY PRODUCTS

See various sections of this catalog for the following product that complement the Lingual brackets.

- Grēngloo (See Section 6) ™
- Lingual Wires (See Section 5)
- Lingual Straight-Wires (See Section 5)
- Demi Plus (See Section 6)

PRESCRIPTION ANALYZER

MAXILLARY ARCH	central		lateral		cuspid		bicuspids		1st molar			2nd molar		
Technique	Torque	Ang.	Torque	Ang.	Torque	Ang.	Torque	Ang.	Torque	Ang.	D/O	Torque	Ang.	D/O
Andrews	+7°	+5°	+3°	+9°	-7°	+11°	-7°	+2°	-9°	+5°	10°	-9°	+5°	10°
Damon Q2 System	+12°	+5°	+8°	+9°	0°	+6°	-7°	+2°	-9°	0°	10°	-9°	0°	10°
Hilgers	+22°	+5°	+14°	+8°	+7°	+10°	-7°	0°	-10°	0°	15°	-10°	0°	12°
Level Arch Modern	+14°	+5°	+7°	+8°	0°	+10°	-7°	0°	-10°	0°	15°	-10°	0°	12°
McLaughlin, Bennett, Trevisi•	+17°	+4°	+10°	+8°	0°	+8°	-7°	0°	-14°	0°	10°	-14°	0°	10°
Orthos	+15°	+5°	+9°	+9°*	-3°	+10°	-6°/-8°	0°/+4°	-10°	0°	15°	-10°	0°	12°
Roth•	+12°	+5°	+8°	+9°	-2°	+13°†	-7°	0°††	-14°	0°	10°	-14°	0°	14°
Titanium Orthos	+15°	+5°	+9°	+9°*	-3°	+10°	-6°/-8°	0°/+4°	-10°	0°	15°	-10°	0°	15°

Note: Super Torque applies to only maxillary centrals, laterals and cuspids. *-4.5° Compensation in slot. **-3° Compensation in slot.
***-4° Compensation in slot. †4° Rotation in slot. †† 2° Rotation in slot.
•Does not imply endorsement.

MANDIBULAR ARCH	anterior		cuspid		1st bicuspid		2nd bicuspids		1st molar			2nd molar		
Technique	Torque	Ang.	Torque	Ang.	Torque	Ang.	Torque	Ang.	Torque	Ang.	D/O	Torque	Ang.	D/O
Andrews	-1°	+2°	-11°	+5°	-17°	+2°	-22°	+2°	-30°	+2°	0°	-31°	+2°	0°
Damon Q2 System	-1°	2°	+8°	+5°	-17°	+2°	-22°	+2°	-30°	+2°	0°	-10°	+2°	0°
Hilgers	-1°	0°	+14°	+5°	-11°	0°	-17°	0°	-27°	0°	5°	-27°	0°	6°
Level Arch Modern	-1°	0°	+7°	+6°	-11°	0°	-17°	0°	-20°	0°	0°	-27°	0°	6°
McLaughlin, Bennett, Trevisi•	-6°	0°	0°	+3°	-12°	+2°	-17°	+2°	-20°	0°	0°	-10°	0°	0°
Orthos	-5°	+2°/+4°	+9°	+6°*	-7°	+3°	-9°	+3°	-10°	0°	0°	-10°	0°	5°
Roth•	-1°	2°	-7°	+11°	-17°	0°††	-22°	-1°†	-30°	-1°	4°	-30°	-1°	4°
Titanium Orthos	-5°	+2°/+4°*	6°	+6°*	-7°	+3°	-9°	+3°	-10°	0°	0°	-10°	0°	5°

*-4.5° Compensation in slot. **-6° Compensation in slot. †4° Rotation in slot. †† 2° Rotation in slot.
•Does not imply endorsement.

2 | Digital Systems

Insignia™ p. 44

Spark™ Aligners p. 46

INSIGNIA™

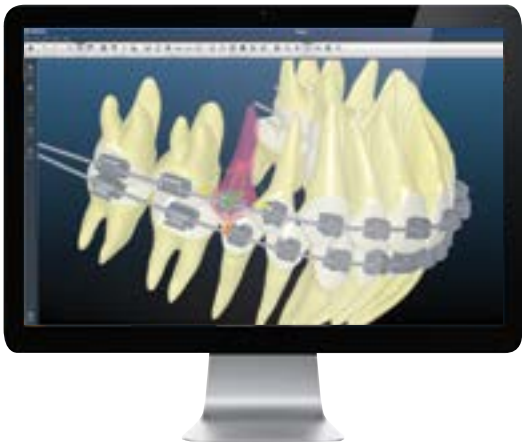

Can doctors spend less time and effort detailing cases to achieve the ideal finish?

THE INSIGNIA SOLUTION

Combining the efficiency of digital smile design and the precision of patient-specific appliances. Insignia offers a comprehensive digital design and customized appliance treatment system that empowers you to achieve your ideal finishes efficiently and consistently.

A straight line between your design and your ideal finish.

Insignia is designed to minimize the many complex variables that come into play in each orthodontic case.

The interaction between archwires and bracket slots

Inaccuracies and inconsistencies in bracket placement

Standard bracket system averages that cannot account for all human variability

Tooth shape and size disparities

Based on a powerful algorithm, Insignia takes much of the guesswork out of treatment planning.

BEFORE

AFTER

Actual Insignia Patient. Teeth images have not been altered. Images courtesy of Dr. David Gonzalez Zamora, Madrid Spain. Results may vary.

SKELETAL CLASS III

With complete cross bite and open bite. Treatment time: 21 months, 18 appointments.

HOW INSIGNIA WORKS

1. SCAN

Patient data is digitized and prepared for 3D design.

2. DESIGN

Case specialists provide a setup that you are able to review and manipulate using Insignia's Approver software.

3. BUILD

Custom brackets, wires and placement guides (jigs) are fabricated based on your approved design.

4. BOND

Custom brackets are accurately positioned with precision indirect bonding jigs.

APPLIANCE OPTIONS

A selection of self-ligating and conventional brackets and molar tubes are available for use in the Insignia system.*

BRACKETS

- Custom, self-ligating
  - Insignia SL (metal)
- Custom, conventional
  - Insignia Twin (metal)
- Stock, self-ligating
  - Damon™ Clear (clear)
  - Damon™ Q (metal)
- Stock, conventional
  - Inspire ICE™ (clear)

WIRES

- Copper Ni-Ti™
- Ni-Ti™
- TMA™
- Stainless Steel

MOLAR TUBES

- Custom
  - TIB
- Stock
  - SnapLink™
  - Accent Mini™
  - Peerless™

INSIGNIA AUXILIARY PRODUCTS

Insignia SL 180˚ Bent Hook, 30 per pack	242-0050

Insignia SL 90˚ Bent Hook, 30 per pack	242-0060

To incorporate Insignia Advanced Smile Design into your office, contact your Ormco Sales Representative

SPARK™ ALIGNERS

Greater start-to-finish control and flexibility

Developed with clinical experts from around the world, Spark is an advanced clear aligner system designed for more predictable and efficient treatment planning.

THE LATEST INNOVATIONS IN ALIGNER MATERIAL

TruGENTM and TruGEN XRTM offer greater sustained force retention, and are designed for more efficient and effective tooth movement, compared to the leading aligner brand.*

MORE CONTROL. MORE FLEXIBILITY.

Spark's Approver™ Software is designed to give doctors more control and flexibility for more efficient and predictable treatment planning.

100% PATIENT RECOMMENDED**

The Spark aligner system is clearer, designed to be more comfortable and more stain resistant than the leading brand.*

SPARK PRODUCTS

Spark 10	728-3010
Spark 20	728-3020
Spark Advanced	728-3030

To incorporate Spark Clear Aligners into your office, contact your Ormco Sales Representative

* Data on file.
** Based on surveyed Spark patients. Data on file.

SPARK™

CLEAR ALIGNER SYSTEM

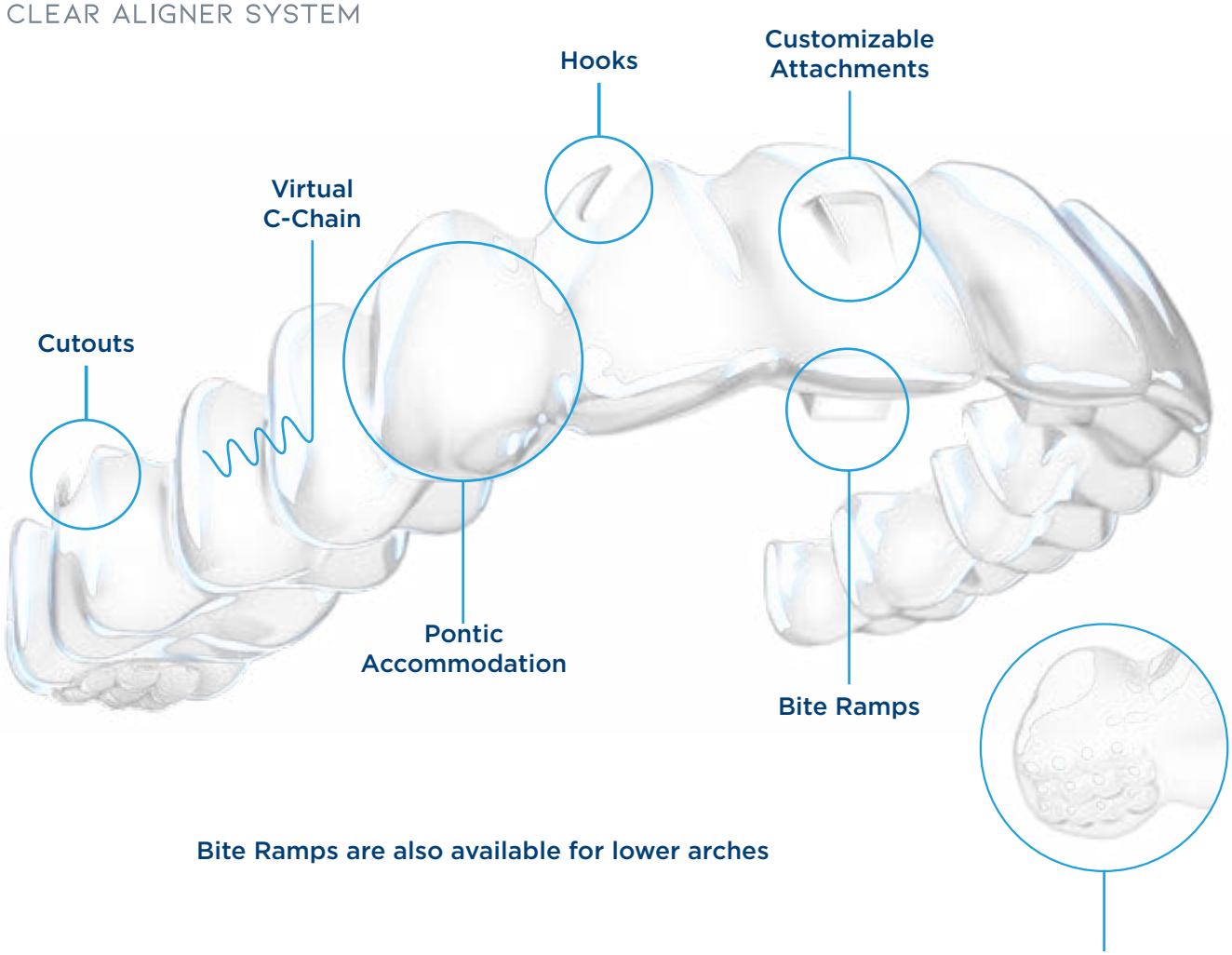

Bite Ramps are also available for lower arches

NEW

Posterior Bite Turbos

3 | AOA Lab

Lab Services	p. 50
Digital Services	p. 51
Class II	p. 52
Retainers	p. 53
Aligners	p. 54
3D Metal Appliances	p. 54

AOA LAB

AOA, a trusted source for customized orthodontic appliances. We are a full-service, digital orthodontic laboratory that fabricates customized appliances for dental professionals worldwide. With a rich 40 year history, we are known for our creative appliance designs, world-class customer service and extensive orthodontic knowledge. Our goal is to continue to combine innovation, technology and customer preferences to provide clinicians with the latest appliances.

FEATURED APPLIANCES

- Aligners
- Herbst™
- MARA™
- Twin Block™
- Bionator
- AOB Splint
- AOB Retainer
- Distal Jet™
- Transpalatal Appliances
- Temporary Anchorage Devices
- Spring Jets
- RPE's
- Hawley Retainers
- Spring Retainers
- Memotain®
- 3D Metal Printed Appliances
- Frankels
- Pendulums
- Digital Models
- and much more!

DISCOUNTS

AOA offers a rewards program based on your quarterly sales volume. A credit memo is issued at the conclusion of each quarter. Contact your AOA rep for more details and to see where you qualify.

Redeem points for products you use every day in your practice, by enrolling in the OLR program. Purchasing AOA appliances will earn you points towards innovative products exclusive to Ormco. Contact your Ormco Representative for details.

AOA Rewards Ormco™ LOYALTY Rewards

Memotain® is a registered trademark from CA DIGITAL GmbH

DIGITAL SERVICES

If you are currently utilizing intraoral scan technology in your office, we are ready to provide you with a high level of quality orthodontic appliances fabricated from your scans. The capability to produce an appliance from a digital file increases accuracy due to the elimination of variables that are present with traditional impression taking methods.* Additionally, the electronic transfer of data decreases overall production turnaround time and shipping costs. This combination provides you the luxury of a more precise fitting* appliance in a faster period of time. We're here to help you through the process. Give us a call and we'll provide you a free FTP site to transfer the files and help get you started.

AOA has added a digital scanner to the mix for those who do not have one. Just send us your traditional models and we will scan them for you and fabricate the AOA products you always wanted. Perfect for Memotain®, Prezurv™, etc.

Image provided by 3Shape™
3Shape™ is a trademark of 3Shape

AOA is investing in the future of technology to innovate, educate, and partner with you. Call us today to learn more on how we can help your practice.

AOA | For additional information, please visit us at **aoalab.com**

Memotain® is a registered trademark from CA DIGITAL GmbH
* Exceptional Ease of Use with SLA Technology, www.3dsystems.com, 12/18/2014

CLASS II

AOA has a large selection of designs and mechanisms. Choose the appliance that works best for you and your practice. We have design options to address the following needs:

- **Aesthetics[1]**
- **Patient Comfort[1]**
- **Durability**
- **Functionality**
- **Predictability**

AOA has over twenty-five years of Herbst™* fabrication experience, and helped introduce the MARA™ to the Orthodontic market. You can count on AOA to have the right solution for your Class II cases.

MARA™

For over 20 years the MARA™ has been providing clinicians the option to provide a simple, compact appliance for their CL II treatment. This small design can accommodate a full bracket setup, 5-5, which provides the doctor the ability to combine fixed bracket mechanics with their CL II treatment. The 3.0 version offers a sleek forged lower arm design that is designed to provide a smaller profile than previous generations.

- Mixed or permanent dentition designs
- Available in chairside kit or custom fabricated

MARA
MANDIBULAR ANTERIOR REPOSITIONING APPLIANCE

ADVANSYNC™ 2

AdvanSync™ 2 offers a compact solution that provides the ability to bracket 5-5 while simultaneously correcting CL II malocclusions. This combination has the potential to increase Tx efficiencies by reducing overall treatment time. Its size is designed to provide a benefit to both patient comfort as well as being more aesthetic than other CL II appliance options.

- Engineered for efficient correction
- Available as a custom appliance or chairside kit

AdvanSync™ 2
CLASS II MOLAR–TO–MOLAR

[1]The MARA appliance; a new option of class II malocclusion treatment" Scielo, A., et. al., Journal of Applied Oral Science, Vol 15 #4, Bauru, July/Aug, 2007
Herbst is a registered trademark of Dentaurum Inc.,

MEMOTAIN

The Latest Technology for Your Practice!



Memotain® 2.0 lingual retainers are designed to deliver a tailored retainer to meet each individual patient's requirements. New design has partial retention elements that can help improve adhesion to the bonding site. You may also notice smoother interproximal bends. The improved process and design of Memotain® can help the accuracy of fit with an approximate breakage rate of 1%*.

Cutting edge technologies create the conditions for optimal oral hygiene[1]. Added features such as selective smoothing of the interdental area help create a more exact positioning on the teeth. The transfer tray and shape of Memotain® helps make delivery fast and predictable. Each Memotain® wire is custom-made to fit each patient's unique tooth contours, reducing the size of the wire based on the number of contact points on each tooth. This is designed to increase patient comfort.[2]

MEMOTAIN®

* Source CA Digital statistical data (data sample) 30,000 retainers. Memotain® is a registered trademark from CA DIGITAL GmbH

[1] I.Knaup, et.al., "Potential impact of lingual retainers on oral health: compar- ison between conventional twistflex retainers and CAD/CAM fabricated nitinol retainers: A clinical in vitro and in vivo investigation."https://www.ncbi. nlm.nih.gov/pubmed/30778609/

[2] Dr. Pascal Schumacher,"CAD/CAM-fabricated lingual retainers made of Nitinol" Orthodontics International, June 12, 2015, http:/fdentaltribune.com/articles/soecialities/orthodontics

RETENTION

Your Patients Deserve To Keep Their Smile!

Prevent relapse and maintain a beautiful smile with Prezurv™ invisible retainers. Due to extended wear, retainers fatigue and begin to lose their shape. The Prezurv system provides multiple sets of retainers to assure teeth stay in their optimal position. Patients worry less about lost, broken or discolored retainers. Efficient and cost effective system to help maintain long term smile protection.

prezurv™

Available as: 4 set
2 set, or single arch options

WIRE & ACRYLIC SOLUTIONS

AOA offers a wide variety of wire and acrylic solutions for retention. Hawleys, Springs, Wrap-arounds, QCM's, Adaptors and more. Choose from the many color options available from our Acrylic Color Guide.

AOA ACRYLIC COLOR GUIDE

ALIGNERS

The Choice is Yours!

AOA offers aligner systems ideally suited to correcting minor to intermediate anterior malocclusions and orthodontic relapse

Over 250,000 arches treated.

Two complimentary refinement appliances per arch if your case falls short of desired outcome.

3D METAL PRINTED APPLIANCES

AOA strives to bring the advantage of technology to the forefront of the orthodontic community. We have the ability to eliminate some of our technical hand bent processes for a one-piece* appliance, aiding in the fit and efficiency in delivering a high-quality appliance to your patient. At AOA we are not only looking out for your practice needs today, but also anticipating them for tomorrow. We are proud to offer a select number of appliances that are 3D metal printed.

* Band and Loops, Lingual Arches, Trans Palatal Arches and Nance Buttons

AOA

For additional information, please contact our customer care at **800.262.5221,** or visit us online at **aoalab.com**

4 Buccal Tubes

SnapLink Buccal Tubes p. 56

Titanium Tubes p. 58

Accent Buccal Tubes p. 60

Peerless Cast Buccal Tubes p. 63

Gingivally Offset Tubes p. 68

Micro Tubes p. 69

SNAPLINK™ BUCCAL TUBES

Whether you treat with conventional twins or self-ligating brackets, the SnapLink re-convertible tube offers tie-less convenience and low friction, which makes changes and posterior tooth movement a snap.

CONVERT AND RE-CONVERT FOR MORE EFFECTIVE TREATMENT

- Dual functionality allows you to convert the tube to easily engage second molars with either round or rectangular archwires, or place auxiliaries while maintaining your patient's natural wire sequence; convert and reclose as often as needed

RECIPROCAL FORCES

- Innovative SpinTek slide employs reciprocal forces during opening; a slight twist dispenses forces in opposite directions, resulting in less pressure for the patient
- Low profile with rounded corners and angled hook minimize occlusal interference

IMPROVED SLIDING MECHANICS AND GAIN GREATER CONTROL

- Tie-less tube reduces friction for smoother sliding mechanics
- Four solid walls provide the control of a standard tube for predictable posterior tooth movement

FASTER WIRE CHANGES

- Tie-less tube helps to eliminate tying and retying ligatures
- Chamfered mesial slot opening enables easy wire engagement and removal even when the slide is closed

INCREASE BOND RELIABILITY

- Contoured base with 80-gauge mesh is designed to minimize "rocking" for reliable bond retention.

EASY CONNECTION TO SECOND MOLARS



Convertible tubes require frequent tying of ligatures once the cap has been removed, which results in lengthy wire-change appointments, especially for cases involving impacted second molars.

The SnapLink re-convertible tube eliminates the need for constant tying, making it easy to connect to second molars – even when making wire bends – without downsizing to a smaller wire.

SNAPLINK TUBES (Available in Quad packaging, 10 ea.)

type	torque	angle	rotation	part numbers	
TUBES				.022L	.022R
Upper	-18°	0°	12°	438-2161	438-2160
Lower	-28°	2°	2°	438-2191	438-2190

INSTRUMENTS

SpinTek Slide Opening/Closing Instrument	866-4016

SpinTek Slide Opening Instrument	866-4014

To incorporate Insignia Advanced Smile Design into your office, contact your Ormco Sales Representative

TITANIUM BUCCAL TUBES

Titanium buccal tubes combine the shock absorbency of titanium with the added benefit of being hypoallergenic since they are made without nickel.

Pad Size — Larger pad size is designed to improve bond strength.

Handling Notch — A unique notch on the occlusal side makes holding the Titanium Buccal Tube a cinch and helps with initial placement on the tooth.

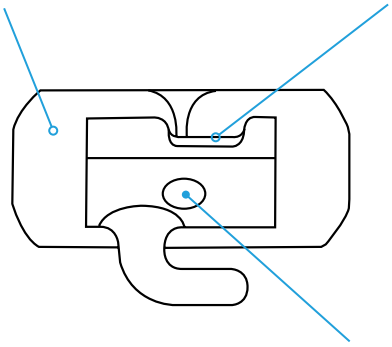

Pad Size — The I.D. dot is compatible with the legendary Orthos System.

In-Face Funneled Slot Opening — A patented funneled slot opening makes archwire engagement easy.

Teardrop Design — Buccal tubes on the lower arch feature a teardrop design to keep them out of occlusion. There are also no tie wings (that often create food traps).

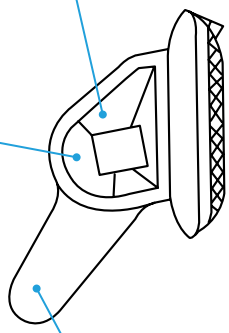

Comfortable Hook Design — The Ormco hook design tilts away from the gingiva to avoid impingement for patient comfort.

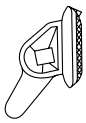

Titanium

Accent™

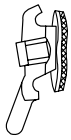

Peerless™

Comparison with Ormco's Accent and Peerless tubes shows a significant reduction in profile as well as an increase in bonding surface with Titanium buccal tubes.

First Molar

Second Molar

TITANIUM BUCCAL TUBES (Available in Quad packaging, 10 ea.)

tooth	torque	angle	d/o	part numbers			
UPPER				**.018 L**	**.018 R**	**.022 L**	**.022 R**
First Molar	-10˚	0˚	15˚	448-2116	448-2016	449-2116	449-2016
First Molar	-10˚	0˚	10˚	448-1201	448-0201	449-1201	449-0201
First Molar	-18˚	0˚	12˚			449-1011	449-0011
Second Molar	-10˚	0˚	15˚	448-2117	448-2017	449-2117	449-2017
Second Molar	-10˚	0˚	6˚	448-1202	448-0202	449-1202	449-0202
Second Molar	-27˚	0˚	6˚	448-1203	448-0203	449-1203	449-0203
LOWER				**.018 L**	**.018 R**	**.022 L**	**.022 R**
First Molar	-10˚	0˚	0˚	448-2126	448-2026	449-2126	449-2026
First Molar	-22˚	0˚	0˚	448-1204	448-0204	449-1204	449-0204
First Molar	-22˚	0˚	5˚	448-1206	448-0206	449-1206	449-0206
First Molar	-28˚	2˚	2˚			449-1015	449-0015
Second Molar	-10˚	0˚	5˚	448-2127	448-2027	449-2127	449-2027
Second Molar	-22˚	0˚	5˚	448-1205	448-0205	449-1205	449-0205

All tubes are single, bondable and have integral mesio-gingival hooks. No distal extension available.
Titanium buccal tubes are color-coded by quadrant - R and L on right and left are not capped.

ACCENT BUCCAL TUBES

The Accent Buccal Tube is designed to help eliminate occlusal tie wing interference and premature cap failure that can occur with convertible tubes. Accent is non-convertible, has no tie wings and features an accentuated mesial opening.

ACCENT TUBES

Double Weldable

Single Weldable

Double Bondable

Single Bondable

- All cast tubes have integral mesio-gingival hooks
- All auxiliary tubes have 0˚ torque and no distal offset
- No convertible caps or tie wings
- 3.88 mm mesio-distal measurement

ACCENT TUBES (Available 10 ea.)

type	torque	d/o	weldable part numbers				bondable part numbers			
UPPER 1ST MOLAR			.018 L	.018 R	.022 L	.022 R	.018 L	.018 R	.022 L	.022 R
Double	-10°	15°	521-0238	520-0238	521-0239	520-0239	340-1240	340-0240	342-1239	342-0239
Single	-10°	15°	515-0116	514-0116	515-0115	514-0115	340-5116	340-4116	342-5115	342-4115
UPPER 2ND MOLAR			.018 L	.018 R	.022 L	.022 R	.018 L	.018 R	.022 L	.022 R
Single	-10°	5°	515-0112	514-0112	515-0111	514-0111	340-5112	340-4112	342-5111	342-4111
Single*	0°	5°	515-0202	514-0202	515-0201	514-0201	340-5202	340-4202	342-5201	342-4201
Single*	-10°	15°	515-0216	514-0216	515-0215	514-0215	340-5216	340-4216	342-5215	342-4215
Single*	-10°	5°	515-0212	514-0212	515-0211	514-0211	340-5212	340-4212	342-5211	342-4211
LOWER 1ST MOLAR			.018 L	.018 R	.022 L	.022 R	.018 L	.018 R	.022 L	.022 R
Double	-10°	0°	521-0236	520-0236	521-0237	520-0237	340-1236	340-0236	342-1241	342-0241
Double	-27°	5°	521-0232	520-0232	521-0231	520-0231	340-1232	340-0232	342-1231	342-0231
Single	-10°	0°	515-0118	514-0118	515-0117	514-0117	340-5118	340-4118	342-5117	342-4117
Single	-22°	5°	515-0122	514-0122	515-0121	514-0121			342-5121	342-4121
LOWER 2ND MOLAR			.018 L	.018 R	.022 L	.022 R	.018 L	.018 R	.022 L	.022 R
Single*	0°	5°	514-0202	515-0202	514-0201	515-0201	340-4202	340-5202	342-4201	342-5201
Single*	-10°	5°	514-0214	515-0214	514-0213	515-0213	340-4214	340-5214	342-4213	342-5213
Single	-10°	5°	514-0114	515-0114	514-0113	515-0113	340-4114	340-5114	342-4113	342-5113
Single*	-27°	5°	515-0232	514-0232	515-0231	514-0231	340-5232	340-4232	342-5231	342-4231
Single	-22°	5°					340-5122	340-4122	342-5121	342-4121
Single	-27°	5°	515-0132	514-0132	515-0131	514-0131	340-5132	340-4132	342-5131	342-4131

* Distal extension

ACCENT MINI TUBES (Available 10 ea.)

Accent Mini's precision design provides optimal fit and reliable performance that is also low profile to help eliminate occlusal interferences. Smaller than standard Accent Tubes, Accent Mini is constructed of stainless steel.

- Contoured low-profile design with convenient occlusal-gingival scaler notch for easy adhesive loading and bracket placement
- Proprietary laser etched pad for optimal bond reliability
- Funneled mesial slot opening for easy wire insertion
- "T" hook and bendable "J" hook designed and angled for patient comfort and elastic retention
- Distal extension on second molar tubes for lacing mechanics

Upper 1st Molar Tube

Lower 1st Molar Tube

Upper 2nd Molar Tube

Lower 2nd Molar Tube

ACCENT MINI TUBES (Available 10 ea.)

Damon Rx	torque	angle	d/o	bondable part numbers			
UPPER				**.018 L**	**.018 R**	**.022 L**	**.022 R**
First Molar	-18	0	12			513-0163	513-0162
Second Molar	-27	0	+6			513-0171	513-0170
LOWER				**.018 L**	**.018 R**	**.022 L**	**.022 R**
First Molar	-28	2	2			513-0165	513-0164
Second Molar	-10	0	+5			513-0173	513-0172

McLaughlin, Bennett, Trevisi* Rx	torque	angle	d/o	bondable part numbers			
UPPER				**.018 L**	**.018 R**	**.022 L**	**.022 R**
First Molar	-14	0	10	340-1365	340-1364	342-1365	342-1364
Second Molar	-14	0	10	340-1375	340-1374	342-1375	342-1374
LOWER				**.018 L**	**.018 R**	**.022 L**	**.022 R**
First Molar	-20	0	0	340-1367	340-1366	342-1367	342-1366
Second Molar	-10	0	5	340-1377	340-1376	342-1377	342-1376

*Does not imply enorsement.

PEERLESS CAST BUCCAL TUBES

Ormco's casting technology delivers strong, small precision tubes to reduce occlusal interference and gingival impingement.

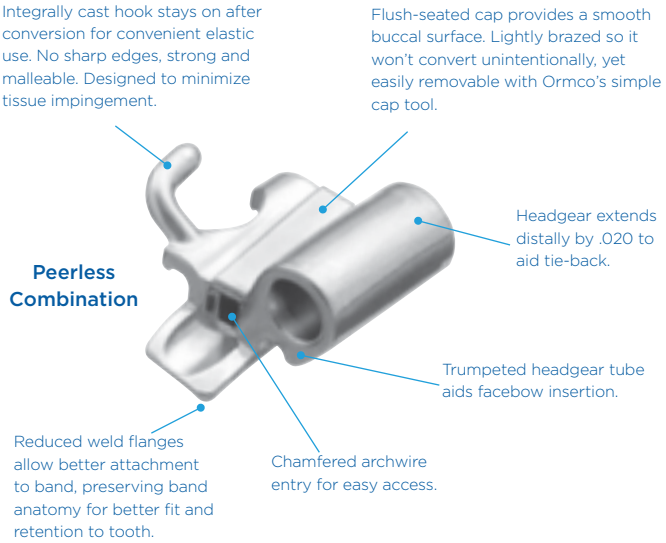

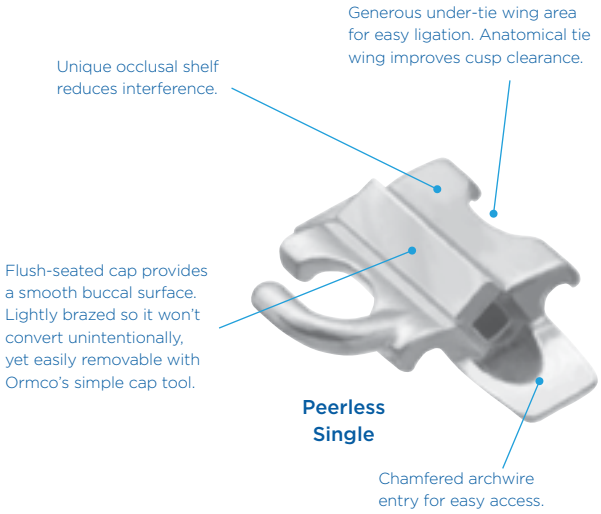

Triple/Occlusal HG

Triple/Gingival HG

Combo/Occlusal HG

Combo/Gingival HG

Single

Double

PEERLESS UPPER FIRST MOLAR (Available 10 ea.)

type	torque	d/o	headgear	weldable part numbers			
UPPER 1ST MOLAR				.018 L	.018 R	.022 L	.022 R
Triple*	0°	10°	.045	193-0402	194-0402		
Triple	-10°	15°	.045	173-0422	174-0422	173-0421	174-0421
Triple (Burstone)	-10°	10°	.045	173-0424	174-0424	173-0423	174-0423
Triple (Cetlin)**	-10°	15°	.045	173-1422	174-1422	173-1421	174-1421
Triple*	-10°	10°	.045	193-0406	194-0406	193-0405	194-0405
Combination*	0°	0°	.045	193-0102	194-0102	193-0101	194-0101
Combination	0°	0°	.045	195-0208	196-0208		
Combination	0°	10°	.045	195-0206	196-0206	195-0205	196-0205
Combination	-10°	15°	.045	195-0210	196-0210	195-0209	196-0209
Combination	-10°	15°	.051	195-0212	196-0212	195-0211	196-0211
Combination	-10°	10°	.045	195-0202	196-0202		
Combination	-10°	10°	.051	195-0204	196-0204		
Combination*	-10°	10°	.045	193-0106	194-0106	193-0105	194-0105
Combination*	-10°	10°	.051			194-0107	193-0107
Double	-10°	12°		171-0436	172-0436	171-0435	172-0435
Single	-10°	15°		183-0318	190-0318	189-0317	190-0317
Single	-10°	10°		187-0308	188-0308	187-0307	188-0307
type	torque	d/o	headgear	bondable part numbers			
				.018 L	.018 R	.022 L	.022 R
Double	-10°	12°		340-0036	340-0136	342-0036	342-0136
Single	-10°	15°		340-2359	340-2259	342-2359	342-2259
Single	-10°	10°		340-2106	340-2006	342-2106	342-2006

* Gingival headgear tube.
** .028 auxiliary tube.

Single/Distal Extension

Single/No Distal Extension

PEERLESS UPPER SECOND MOLAR (Available 10 ea.)

type	torque	d/o	weldable part numbers				bondable part numbers			
			.018 L	.018 R	.022 L	.022 R	.018 L	.018 R	.022 L	.022 R
Single	0°	6°	513-2202	512-2202	513-2201	512-2201	340-6807	340-6707	342-6807	342-6707
Single*	0°	6°	513-2102	512-2102	513-2101	512-2101	340-4807	340-4707	342-4807	342-4707
Single	-10°	12°	516-2104	517-2104	516-2103	517-2103	340-0556	340-0456	342-0555	342-0455

* Gingival headgear tube.

continued on next page

PEERLESS UPPER SECOND MOLAR (cont'd.)

type	torque	d/o	weldable part numbers				bondable part numbers			
			.018 L	.018 R	.022 L	.022 R	.018 L	.018 R	.022 L	.022 R
Single*	-10°	15°	516-2204	517-2204	516-2203	517-2203				
Single*	-10°	6°	512-2110	513-2110	512-2109	513-2109	340-5147	340-5047	342-5147	342-5047
Single	-10°	6°	512-2210	513-2210	512-2209	513-2209	340-6147	340-6047	342-6147	342-6047

* Distal extension

Convertible Double

Lip Bumper w/o Hook

Lip Bumper

Lip Bumper/Triple

Lip Bumper / Non-convertible

Single

PEERLESS LOWER FIRST MOLAR (Available 10 ea.)

type	torque	d/o	weldable part numbers				bondable part numbers			
			.018 L	.018 R	.022 L	.022 R	.018 L	.018 R	.022 L	.022 R
Double	0°	5°	171-0432	172-0432	171-0431	172-0431				
Double	-10°	0°	171-0412	172-0412	171-0411	172-0411	340-0156	340-0046	342-0156	342-0046
Double	-22°	5°	171-0434	172-0434	171-0433	172-0433				
Double	-27°	12°	171-0422	172-0422	171-0421	172-0421				
Double*	-27°	5°	171-0426	172-0426	171-0425	172-0425	340-0526	340-0426	342-0525	342-0425
Double (aux. torq. -17°)	-27°	5°	171-0430	172-0430	171-0429	172-0429				
Lip Bumper (no hook)	-10°	0°	175-0104	176-0104	175-0103	176-0103				
Lip Bumper (no hook)	-25°	5°	175-0102	176-0102	175-0101	176-0101				
Lip Bumper (triple)*	-27°	5°	171-0872	172-0872						
Lip Bumper (triple)*†	-27°	5°	171-0626	172-0626	171-0625	172-0625				
Single	0°	0°	189-0302	190-0302	189-0301	190-0301				
Single	0°	5°	187-0302	188-0302	187-0301	188-0301	340-2326	340-2226	342-2326	342-2226
Single	-10°	0°	189-0300	190-0300	189-0299	190-0299	340-2356	340-2256	342-2356	342-2256
Single (Orthos AP)	-10°	-4°	189-0310	190-0310	189-0309	190-0309	340-2358	340-2258	342-2358	342-2258

* .022 auxiliary tube – .022 x .027; .018 auxiliary tube – .018 x .027.
† Indicated non-convertible.

continued on next page

PEERLESS LOWER FIRST MOLAR (cont'd.)

type	torque	d/o	weldable part numbers				bondable part numbers			
			.018 L	.018 R	.022 L	.022 R	.018 L	.018 R	.022 L	.022 R
Single	-22°	0°	189-0304	190-0304	189-0303	190-0303				
Single	-22°	5°	187-0304	188-0304	187-0303	188-0303	340-2306	340-2206	342-2306	342-2206
Single	-27°	0°	189-0306	190-0306	189-0305	190-0305				
Single	-27°	5°	187-0306	188-0306	187-0305	188-0305	340-2316	340-2216	342-2316	342-2216

Single/Distal Extension

Single/No Distal Extension

- Peerless M-D dimensions: Triples 3.5 mm, Doubles 3.4 mm, Singles 3.3 mm, M/P and Pix 2 mm
- All tubes have integral mesio-gingival hooks unless otherwise noted
- First molar tubes are convertible unless otherwise noted. Cap Tool #801-0094 makes conversion easy
- All facebow and lip bumper tubes are .045 and occlusal unless otherwise noted
- All auxiliary, facebow and lip bumper tubes have 0° torque and 0° distal offset except as noted
- Regarding triple and double tubes: all .018 main slots have an .018 x .025 auxiliary; .022 main slots have an .021 x .025 auxiliary except as noted

PEERLESS LOWER SECOND MOLAR (Available 10 ea.)

type	torque	d/o	weldable part numbers				bondable part numbers			
			.018 L	.018 R	.022 L	.022 R	.018 L	.018 R	.022 L	.022 R
Single*	0°	6°	512-2102	513-2102	512-2101	513-2101	340-4707	340-4807	342-4707	342-4807
Single	0°	6°	512-2202	513-2202	512-2201	513-2201	340-6707	340-6807	342-6707	342-6807
Single*	-10°	6°	513-2120	512-2120	513-2119	512-2119	340-5057	340-5157	342-5057	342-5157
Single	-10°	6°	513-2220	512-2220	513-2219	512-2219	340-6057	340-6157	342-6057	342-6157
Single*	-20°	6°	512-2104	513-2104	512-2103	513-2103	340-5317	340-5217	342-5317	342-5217
Single	-20°	6°	512-2204	513-2204	512-2203	513-2203			342-6317	342-6217
Single*	-27°	6°	512-2106	513-2106	512-2105	513-2105	340-5327	340-5227	342-5327	342-5227
Single	-27°	6°	512-2206	513-2206	512-2205	513-2205	340-6327	340-6227	342-6327	342-6227
Single	-27°	12°	516-2108	517-2108	516-2107	517-2107	340-0546	340-0446	342-0545	342-0445
Single*	-32°	6°	512-2108	513-2108	512-2107	513-2107	340-5337	340-5237	342-5337	342-5237
Single	-32°	6°	512-2208	513-2208	512-2207	513-2207				

* Distal extension

PEERLESS BONDABLE MINI BUCCAL TUBES

M/P

Pix

M/P

Bondable M/P Terminal Tubes are small, (2 mm m-d dimension), Peerless tubes on curved bases adapted to fit on the mesio-buccal cusps of partially erupted molars.

Pix

Bondable Pix Tubes are small (2 mm m-d dimension) Peerless tubes on standard bases for upper or lower, right or left second molars constructed of stainless steel.

PEERLESS BONDABLE MINI BUCCAL TUBES (Available 10 ea.)

type	torque	distal offset	part numbers	
M/P TERMINAL TUBES			.018	.022
Upper Left/Lower Right	0°	0°	340-0011	342-0011
Upper Right/Lower Left	0°	0°	340-0012	342-0012
Upper Right	-10°	0°	340-0014	342-0014
Upper Left	-10°	0°	340-0013	342-0013
Lower Right	-22°	0°	340-0016	342-0016
Lower Left	-22°	0°	340-0015	342-0015
PIX TUBES			.018	.022
Upper/Lower Seconds	0°	0°	300-0098	300-0099

GINGIVALLY OFFSET BUCCAL TUBES

Our Gingivally Offset Bicuspid brackets offer a more desirable alternative to banding bicuspids, and bring you the same benefits in bonding first molars. Like our bicuspids, we have positioned the buccal tube at the most gingival edge of the first molar pad. This allows you to bond away from the problematic gingival third of the enamel without compromising bracket position. We have also significantly increased the mesio-distal dimension of the pad to provide a larger bonding area.



GINGIVALLY OFFSET BUCCAL TUBES (Available 10 ea.)

type	torque	distal offset	part numbers			
UPPER 1ST MOLAR			**.018 L**	**.018 R**	**.022 L**	**.022 R**
Peerless	-10°	15°	340-2110	340-2010	342-2110	342-2010
Peerless (Damon System)	-9°	10°			342-2120	342-2020

type	torque	distal offset	part numbers			
LOWER 1ST MOLAR			**.018 L**	**.018 R**	**.022 L**	**.022 R**
Peerless	-10°	0°	340-2111	340-2011	342-2111	342-2011
Peerless (Damon System)	-30°	0°			342-2121	342-2021

MICRO TUBES

Built with the Straight-Wire™ method in mind, Micro Tubes offer you a full range of choices that can all be used interchangeably within the Straight-Wire system. Micro Tubes are smaller than traditional buccal tubes while still offering you control and reliability.

BENEFITS

- Reduced occlusal interference, especially on the second molars
- Improved hygiene due to the reduced size
- Increased space between first and second molars due to the reduced size

Triple/Gingival Headgear

Triple/Occlusal Headgear

Combination/Gingival Headgear

Combination/Occlusal Headgear

Double Rectangular

MICRO WELDABLES (Available 10 ea.)

type	torque	d/o	ang.	headgear	part numbers			
UPPER 1ST MOLAR					.018 L	.018 R	.022 L	.022 R
Single (SS RMT)	-14°	14°	0°		137-0008	138-0008	137-0011	138-0011
Single (SS MT)	-9°	10°	0°		137-0006	138-0006	137-0007	138-0007
Combination (OBT RMT)	-14°	14°	0°	Occlusal	137-0062	138-0062	137-0115	138-0115
Combination (OBT MT)	-9°	10°	+5°	Occlusal	137-0056	138-0056	137-0107	138-0107
Combination (OBT MT 0°)	-9°	10°	0°	Occlusal	137-0054	138-0054	137-0105	138-0105
Combination (OBT MT 0°)	-9°	10°	0°	Gingival	137-0018	138-0018	137-0031	138-0031
Combination (CBT MT)	-9°	10°	+5°	Gingival	137-0020	138-0020	137-0033	138-0033
Combination (CBT RMT)	-14°	14°	0°	Gingival	137-0036	138-0036	137-0067	138-0067
Combination (CBT MT E-2)	-14°	14°	+2°	Gingival			137-0049	138-0049
Double Rectangular (UDBT NT MT) No HG Tube	-14°	14°	0°		137-0206	138-0206	137-0293	138-0293
Triple (TBT RMT)	-14°	14°	0°	Occlusal	137-0086	138-0086	137-0143	138-0143
Triple (TBT RMT)	-14°	14°	0°	Occlusal .051			137-0157	138-0157
Triple (TBBT MT)	-10°	15°	0°	Occlusal	137-0074	138-0074		
Triple (TBT MT)	-9°	10°	5°	Occlusal	137-0084	138-0084	137-0137	138-0137
Triple (TBT MT 0°)	-9°	10°	0°	Occlusal	137-0082	138-0082	137-0135	138-0135

All Headgear is .045 unless indicated

continued on next page

MICRO WELDABLES (Available 10 ea.)

type	torque	d/o	ang.	headgear	part numbers			
UPPER 1ST MOLAR					.018 L	.018 R	.022 L	.022 R
Triple (TGBT MT)	-10°	14°	0°	Gingival	137-0096	138-0096	137-0161	138-0161
Triple (TGBT RMT)	-10°	14°	0°	Gingival .051			137-0165	138-0165
Triple (TBT RMT 0°/0°)	-14°	0°	0°	Occlusal			137-0141	138-0141

All Headgear is .045 unless indicated

Double
Rectangular Special

Lower
First Double

Lower
First Triple

Lower
First Single

Lower
Second Single

Lower
Second Single

MICRO WELDABLES (Available 10 ea.)

type	torque	d/o	ang.	headgear	part numbers			
UPPER 2ND MOLAR					.018 L	.018 R	.022 L	.022 R
Single (MT)	-9°	10°	+5°		137-0100	138-0100	137-0169	138-0169
Single (MT 0°)	-9°	10°	0°		137-0098	138-0098	137-0167	138-0167
Single (RMT)	-14°	14°	0°		137-0106	138-0106	137-0181	138-0181
Single (DT 0°/0° MT)	-14°	0°	0°				137-0191	138-0191
Double Rectangular Special (RSPEC)	-14°	14°	0°				137-0187	138-0187
LOWER 1ST MOLAR					.018 L	.018 R	.022 L	.022 R
Single (SS RMT)	-30°	4°	-1°		137-0134	138-0134	137-0221	138-0221
Single Low Torque	-10°	0°	0°		137-0132	138-0132	137-0231	138-0231
Single (STD MT)	-30°	0°	+2°		137-0122	138-0214	137-0197	138-0197
Double (DBBT MT)	-27°	12°	0°		137-0154	138-0154		
Double (DBT MT)	-30°	0°	+2°		137-0162	138-0162	137-0245	138-0245
Double (DBT RMT)	-30°	4°	-1°		137-0166	138-0166	137-0249	138-0249

All Headgear is .045 unless indicated

continued on next page

MICRO WELDABLES (Available 10 ea.)

type	torque	d/o	ang.	headgear	part numbers			
LOWER 1ST MOLAR					.018 L	.018 R	.022 L	.022 R
Double (RMT Balanced)	-30°	4°	-1°		137-0170	138-0170	137-0251	138-0251
Combination (RMT) w/ Tube (Lip Bumper)†	-30°	4°	-1	Center	137-0144	138-0144	137-0235	138-0235
Triple (LTBT RMT)†	-30°	4°	-1°	Gingival	137-0186	138-0186	137-0269	138-0269
Triple (LTBT RMT)†	-30°	9°	-1°	Gingival			137-0273	138-0273
LOWER 2ND MOLAR					.018 L	.018 R	.022 L	.022 R
Single (MT)	-31°	0°	+2°		137-0190	138-0190	137-0275	138-0275
Single (RMT)	-30°	4°	-1°		137-0200	138-0200	137-0285	138-0285
Single Low Torque (MT -10)	-10°	0°	+2°		137-0198	138-0198	137-0289	138-0289
Single (LBBT MT)	-27°	2°	0°				137-0291	138-0291

All Headgear is .045 unless indicated † Indicated non-convertible

Triple/Gingival Headgear

Triple/Occlusal Headgear

Combination/Gingival Headgear

Combination/Occlusal Headgear

Double Rectangular

Double Rectangular Special

Upper Second Single

MICRO BONDABLES (Available 10 ea.)

type	torque	d/o	ang.	headgear	part numbers			
UPPER 1ST MOLAR					.018 L	.018 R	.022 L	.022 R
Single (SS RMT)	-14°	14°	0°		437-0134	437-0034	438-0156	438-0056
Single (SS MT)	-9°	10°	0°		437-0132	437-0032	438-0155	438-0055
Combination (OBT RMT)	-14°	14°	0°	Occlusal			438-0160	438-0060
Combination (CBT MT)	-9°	10°	+5°	Gingival			438-0140	438-0040
Combination (CBT RMT)	-14°	14°	0°	Gingival			438-0148	438-0048
Combination (CBT MT E-2)	-14°	14°	+2°	Gingival			438-0141	438-0041

All Headgear is .045 unless indicated

continued on next page

MICRO BONDABLES (cont'd)

type	torque	d/o	ang.	headgear	part numbers			
UPPER 1ST MOLAR					.018 L	.018 R	.022 L	.022 R
Double Rectangular (UDBT NT MT) No HG Tube	-14°	14°	0°		437-0142	437-0042	438-0174	438-0074
Triple (TBT RMT)	-14°	14°	0°	Occlusal			438-0165	438-0065
Triple (TBT MT)	-9°	10°	+5°	Occlusal	437-0138	437-0038		
Triple (TBT MT 0°)	-9°	10°	0°	Occlusal			438-0164	438-0064
UPPER 2ND MOLAR					.018 L	.018 R	.022 L	.022 R
Single (MT)	-9°	10°	+5°		437-0144	437-0044	438-0177	438-0077
Single (MT 0°)	-9°	10°	0°		437-0143	437-0043	438-0176	438-0076
Single (RMT)	-14°	14°	0°		437-0148	437-0048	438-0185	438-0085
Single (DT 0°/0° MT)	-14°	0°	0°				438-0184	438-0084
Double Rectangular Special (RSPEC)	-14°	14°	0°				438-0188	438-0088

All Headgear is .045 unless indicated

Lower
First Triple

Lower
First Single

Lower
Second Single

Lower
Second Single

Lower
First Double

MICRO BONDABLES (Available 10 ea.)

type	torque	d/o	ang.	headgear	part numbers			
LOWER 1ST MOLAR					.018 L	.018 R	.022 L	.022 R
Single (SS RMT)	-30°	4°	-1°		437-0108	437-0008	438-0110	438-0010
Single Low Torque	-10°	0°	0°		437-0110	437-0010	438-0112	438-0012
Single (STD MT)	-30°	0°	+2°		437-0104	437-0004	438-0103	438-0003
Double (DBT MT)	-30°	0°	+2°				438-0116	438-0016
Double (DBT RMT)	-30°	4°	-1°		437-0114	437-0014	438-0119	438-0019
Double (RMT Balanced)	-30°	4°	-1°				438-0120	438-0020
LOWER 2ND MOLAR					.018 L	.018 R	.022 L	.022 R
Single (MT)	-31°	0°	+2°		437-0116	437-0016	438-0126	438-0026
Single (RMT)	-30°	4°	-1°		437-0120	437-0020	438-0131	438-0031
Single Low Torque (MT -10)	-10°	0°	+2°		437-0121	437-0021	438-0133	438-0033
Single (LBBT MT)	-27°	2°	0°				438-0134	438-0034

5 | Bands

Precision Placement & Prewelding Services p. 74

Ultima First Molars p. 76

Standard High-Retention First & Second Molars p. 77

Trimline First & Second Molars p. 79

Washbon First & Second Molars p. 81

Ormco Bicuspids p. 83

UltiMAX Maximum-Retention Molars p. 84

MOLAR BAND WELDING OPTIONS

Precision Placement

Ormco has refined placement of all buccal tubes, specific to each type of band and prescription.

BENEFITS

- Process controls and years of expertise go into every step of design and production
- Precision placement takes into account all the variables: band size, buccal tube dimensions and prescription

Easy-to-Read Laser Marking



Micro-etched for Dependable Performance

PREWELDING SERVICES

Ormco bands can be prewelded in "standard weld position" or "custom weld position," described and illustrated here.

STANDARD WELD POSITION The adjacent drawings provide an overview of the various standard positions and illustrate the attachment welded at 0˚ angulation to the band (the bracket slot will be parallel to the occlusal edge of the band).

CUSTOM WELD POSITION Custom assemblies are Ormco brackets and bands pre-welded in anything other than standard position. If you need a custom placement, indicate direction and amount of change from standard (e.g., 0.5 mm more occlusal). If specifying a custom angulation, indicate a plus (+) for distal root tip or a minus (-) for mesial root tip. If no position criterion is provided on the order, it will be welded in the standard position.

Custom items are not returnable.

LINGUAL

Bracket to Bicuspid

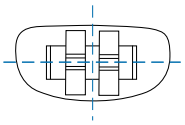

Lower 1st Bicuspid
Centered

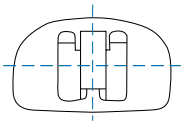

Upper Bicuspid
Centered

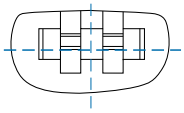

Lower 2nd Bicuspid
Offset to Occlusal .010

Buccal Tube to Upper Molar

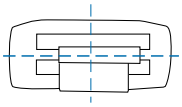

Upper Molar
Entrance to buccal tube will bisect the mesial/ buccal cusp

Buccal Tube to Lower Molar

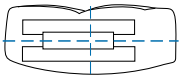

Lower Molar
Entrance to buccal tube will bisect the mesial/buccal cusp

LINGUAL ATTACHMENTS

Bicuspids

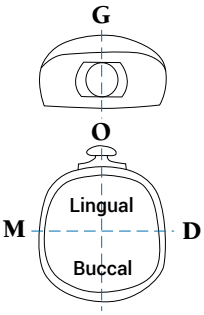

Button
Centered

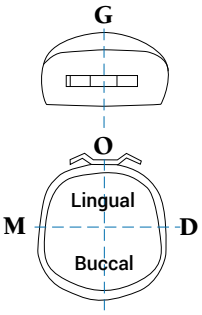

Cleat
Centered

Molars

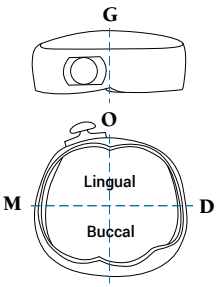

Button
Bisect the mesio-lingual cusp

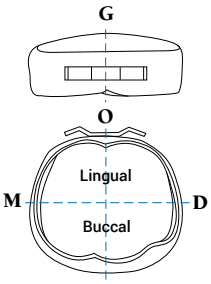

Cleat
Centered

ULTIMA™ FIRST MOLARS

Ulitma molar bands give you everything you want: ease of fitting, ease of adaptation and security of retention.

- Manufacturing process creates a stiff yet adaptable material
- Proximal walls are straight for fast seating
- Mesio-buccal contour at the gingival aids retention
- Available in four larger sizes and offers closer gradations
- Proportioned in size and occluso-gingival dimension

BAND KIT DISTRIBUTION

Each kit is per arch and contains half rights and half lefts

ULTIMA FIRST MOLAR KITS

BAND SIZE	5	6	7	8	9	10	11	12	13	14	15	16	17	18	19	20	21	22	23	24	25	26	27	28	29	30	31	32	33	34	35	36	TOTAL BANDS
Trial	2	2	2	2	2	2	2	2	2	2	2	4	4	4	4	4	4	6	6	6	6	4	4	4	4	2	2	2	2	2	2	2	100
Introductory	2	2	2	2	2	2	4	4	6	6	6	8	10	10	10	10	12	12	12	10	10	10	8	8	6	6	6	4	4	2	2	2	200
Professional	2	2	4	4	6	6	8	8	10	14	14	16	20	20	24	24	26	26	24	24	20	20	18	14	12	10	8	6	4	2	2	2	400
Master	4	4	6	10	10	12	18	24	28	32	34	34	40	44	48	50	50	50	50	50	44	40	36	26	24	20	14	10	4	4	4	4	800
Refill												6	8	8	8	10	10	10	10	8	8	8	6										100

Trial Kit treats 25 patients, Introductory kit/50 patients, Professional kit/100 patients, Master kit/200 patients, Refill kit/25 patients.

STANDARD HIGH-RETENTION FIRST MOLARS

- Anatomically contoured with a buccal cusp indent groove and lingual cusp indent contour
- Reduces occlusal interference
- Fits over the height of greatest contour while the lingual seats high, toward the gingiva
- Interior of bands are micro-etched to aid in retention

BAND KIT DISTRIBUTION

Each kit is per arch and contains half rights and half lefts

STANDARD FIRST MOLAR KITS

BAND SIZE	1	2	3	4	5	6	7	8	9	10	11	12	13	14	15	16	17	18	19	20	21	22	23	24	25	26	27	28	29	30	31	32	TOTAL BANDS
Trial	2	2	2	2	2	2	2	2	2	2	2	4	4	4	4	4	4	6	6	6	6	4	4	4	4	2	2	2	2	2	2	2	100
Introductory	2	2	2	2	2	2	4	4	6	6	6	8	10	10	10	10	12	12	12	10	10	10	8	8	6	6	6	4	4	2	2	2	200
Professional	2	2	4	4	6	6	8	8	10	14	14	16	20	20	24	24	26	26	24	24	20	20	18	14	12	10	8	6	4	2	2	2	400
Master	4	4	6	6	10	10	12	18	24	28	32	34	40	44	48	50	50	50	50	50	44	40	36	26	24	20	14	10	4	4	4	4	800
Refill												6	8	8	8	10	10	10	10	8	8	8	6										100

Trial Kit treats 25 patients, Introductory kit/50 patients, Professional kit/100 patients, Master kit/200 patients, Refill kit/25 patients.

STANDARD HIGH-RETENTION SECOND MOLARS

- Anatomical occluso-gingival buccal design, including lingual/buccal cusp indentation, for proper band/tooth fit
- Band seats at the height of the contour, avoiding occlusal interference
- Contour helps prevent gingival impingement
- Interior of bands are micro-etched to aid in retention

BAND KIT DISTRIBUTION

Each kit is per arch and contains half rights and half lefts

STANDARD FIRST MOLAR KITS

BAND SIZE	1	2	3	4	5	6	7	8	9	10	11	12	13	14	15	16	17	18	19	20	21	22	23	24	25	26	27	28	29	30	31	32	TOTAL BANDS
Trial	2	2	2	2	2	2	2	2	2	2	2	4	4	4	4	4	4	6	6	6	6	4	4	4	4	2	2	2	2	2	2	2	100
Introductory	2	2	2	2	2	2	4	4	6	6	6	8	10	10	10	10	12	12	12	10	10	10	8	8	6	6	6	4	4	2	2	2	200
Professional	2	2	4	4	6	6	8	8	10	14	14	16	20	20	24	24	26	26	24	24	20	20	18	14	12	10	8	6	4	2	2	2	400
Master	4	4	6	6	10	10	12	18	24	28	32	34	40	44	48	50	50	50	50	50	44	40	36	26	24	20	14	10	4	4	4	4	800
Refill												6	8	8	8	10	10	10	10	8	8	8	6										100

Trial Kit treats 25 patients, Introductory kit/50 patients, Professional kit/100 patients, Master kit/200 patients, Refill kit/25 patients.

TRIMLINE™ FIRST MOLARS

- Straight, reduced proximal walls for fast, easy seating
- Designed to fit securely below marginal ridges and to seat over height of contour
- Size gradation positions buccal and lingual cusp indent for precise fit
- Balanced stiffness and adaptability

BAND KIT DISTRIBUTION

Each kit is per arch and contains half rights and half lefts

TRIMLINE FIRST MOLAR KITS

BAND SIZE	5	6	7	8	9	10	11	12	13	14	15	16	17	18	19	20	21	22	23	24	25	26	27	28	29	30	31	32	33	34	35	36	TOTAL BANDS
Trial	2	2	2	2	2	2	2	2	2	2	2	4	4	4	4	4	4	6	6	6	6	4	4	4	4	2	2	2	2	2	2	2	100
Introductory	2	2	2	2	2	2	4	4	6	6	6	8	10	10	10	10	12	12	12	10	10	10	8	8	6	6	6	4	4	2	2	2	200
Professional	2	2	4	4	6	6	8	8	10	14	14	16	20	20	24	24	26	26	24	24	20	20	18	14	12	10	8	6	4	2	2	2	400
Master	4	4	6	6	10	10	12	18	24	28	32	34	40	44	48	50	50	50	50	50	44	40	36	26	24	20	14	10	4	4	4	4	800
Refill												6	8	8	8	10	10	10	10	8	8	8	6										100

Trial Kit treats 25 patients, Introductory kit/50 patients, Professional kit/100 patients, Master kit/200 patients, Refill kit/25 patients.

TRIMLINE™ SECOND MOLARS

- Easy to seat
- Less contouring and more malleability
- Balanced stiffness and adaptability
- Designed to come to a positive stop at marginal ridges

BAND KIT DISTRIBUTION

Each kit is per arch and contains half rights and half lefts

TRIMLINE SECOND MOLAR KITS

UPPER SIZE	97	98	99	00	1	2	3	4	5	6	7	8	9	10	11	12	13	14	15	16	17	18	19	20	21	22	23	24	25	26	27	28	TOTAL BANDS
LOWER SIZE	1	2	3	4	5	6	7	8	9	10	11	12	13	14	15	16	17	18	19	20	21	22	23	24	25	26	27	28	29	30	31	32	
Trial	2	2	2	2	2	2	2	2	2	2	2	4	4	4	4	4	4	6	6	6	6	4	4	4	4	2	2	2	2	2	2	2	100
Introductory	2	2	2	2	2	2	4	4	6	6	6	8	10	10	10	10	12	12	12	10	10	10	8	8	6	6	6	4	4	2	2	2	200
Professional	2	2	4	4	6	6	8	8	10	14	14	16	20	20	24	24	26	26	24	24	20	20	18	14	12	10	8	6	4	2	2	2	400
Master	4	4	6	6	10	10	12	18	24	28	32	34	40	44	48	50	50	50	50	50	44	40	36	26	24	20	14	10	4	4	4	4	800
Refill												6	8	8	8	10	10	10	10	8	8	8	6										100

Trial Kit treats 25 patients, Introductory kit/50 patients, Professional kit/100 patients, Master kit/200 patients, Refill kit/25 patients.

WASHBON™ FIRST MOLARS

For the ultimate in custom-fitting anatomy, shape and retention.

- Ormco's most popular molar band
- Shaped to tooth anatomy for snug, secure fit and optimal retention
- Right and left anatomy is proportioned in all sizes
- Buccal surface has increased height for greater flexibility in positioning attachments

BAND KIT DISTRIBUTION

Each kit is per arch and contains half rights and half lefts

WASHBORN FIRST MOLAR

BAND SIZE	1	2	3	4	5	6	7	8	9	10	11	12	13	14	15	16	17	18	19	20	21	22	23	24	25	26	27	28	29	30	31	32	TOTAL BANDS
Trial	2	2	2	2	2	2	2	2	2	2	2	4	4	4	4	4	4	6	6	6	6	4	4	4	4	2	2	2	2	2	2	2	100
Introductory	2	2	2	2	2	2	4	4	6	6	6	8	10	10	10	10	12	12	12	10	10	10	8	8	6	6	6	4	4	2	2	2	200
Professional	2	2	4	4	6	6	8	8	10	14	14	16	20	20	24	24	26	26	24	24	20	20	18	14	12	10	8	6	4	2	2	2	400
Master	4	4	6	6	10	10	12	18	24	28	32	34	40	44	48	50	50	50	50	50	44	40	36	26	24	20	14	10	4	4	4	4	800
Refill												6	8	8	8	10	10	10	10	8	8	8	6										100

Trial Kit treats 25 patients, Introductory kit/50 patients, Professional kit/100 patients, Master kit/200 patients, Refill kit/25 patients.

WASHBON™ SECOND MOLARS

For the ultimate in custom-fitting anatomy, shape and retention.

- Occlusal festoon at distal portion of upper 2nd molar band helps eliminate metal overhang and occlusal interface
- Right and left anatomy is proportioned in all dimensions for positive fit
- Material thickness is tapered from occlusal to gingival, permitting band to pass the contact points when driven

BAND KIT DISTRIBUTION

Each kit is per arch and contains half rights and half lefts

WASHBON SECOND MOLAR KITS

UPPER SIZE	97	98	99	00	1	2	3	4	5	6	7	8	9	10	11	12	13	14	15	16	17	18	19	20	21	22	23	24	25	26	27	28	TOTAL BANDS
LOWER SIZE	1	2	3	4	5	6	7	8	9	10	11	12	13	14	15	16	17	18	19	20	21	22	23	24	25	26	27	28	29	30	31	32	
Trial	2	2	2	2	2	2	2	2	2	2	2	4	4	4	4	4	4	6	6	6	6	4	4	4	4	2	2	2	2	2	2	2	100
Introductory	2	2	2	2	2	2	4	4	6	6	6	8	10	10	10	10	12	12	12	10	10	10	8	8	6	6	6	4	4	2	2	2	200
Professional	2	2	4	4	6	6	8	8	10	14	14	16	20	20	24	24	26	26	24	24	20	20	18	14	12	10	8	6	4	2	2	2	400
Master	4	4	6	6	10	10	12	18	24	28	32	34	40	44	48	50	50	50	50	50	44	40	36	26	24	20	14	10	4	4	4	4	800
Refill												6	8	8	8	10	10	10	10	8	8	8	6										100

Trial Kit treats 25 patients, Introductory kit/50 patients, Professional kit/100 patients, Master kit/200 patients, Refill kit/25 patients.

ORMCO BICUSPIDS

BAND KIT DISTRIBUTION

Each kit is per arch and contains half rights and half lefts

UPPER BICUSPID UNIVERSAL KITS

BAND SIZE	1	2	3	4	5	6	7	8	9	10	11	12	13	14	15	16	17	18	19	20	21	22	23	24	25	26	27	28	29	30	31	32	TOTAL BANDS
Trial	2	2	2	2	2	2	2	2	2	2	2	4	4	4	4	4	4	6	6	6	6	4	4	4	4	2	2	2	2	2	2	2	100
Introductory	2	2	2	2	2	2	4	4	6	6	6	8	10	10	10	10	12	12	12	10	10	10	8	8	6	6	6	4	4	2	2	2	200
Professional	2	2	4	4	6	6	8	8	10	14	14	16	20	20	24	24	26	26	24	24	20	20	18	14	12	10	8	6	4	2	2	2	400
Master	4	4	6	6	10	10	12	18	24	28	32	34	40	44	48	50	50	50	50	50	44	40	36	26	24	20	14	10	4	4	4	4	800
Refill												6	8	8	8	10	10	10	10	8	8	8	6										100

LOWER FIRST UNIVERSAL KITS

BAND SIZE	1	2	3	4	5	6	7	8	9	10	11	12	13	14	15	16	17	18	19	20	21	22	23	24	25	26	27	28	29	30	31	32	TOTAL BANDS
Trial	2	2	2	2	2	2	2	2	2	2	2	4	4	4	4	4	4	6	6	6	6	4	4	4	4	2	2	2	2	2	2	2	100
Introductory	2	2	2	2	2	2	4	4	6	6	6	8	10	10	10	10	12	12	12	10	10	10	8	8	6	6	6	4	4	2	2	2	200
Professional	2	2	4	4	6	6	8	8	10	14	14	16	20	20	24	24	26	26	24	24	20	20	18	14	12	10	8	6	4	2	2	2	400
Master	4	4	6	6	10	10	12	18	24	28	32	34	40	44	48	50	50	50	50	50	44	40	36	26	24	20	14	10	4	4	4	4	800
Refill												6	8	8	8	10	10	10	10	8	8	8	6										100

LOWER SECOND UNIVERSAL KITS

BAND SIZE	5	6	7	8	9	10	11	12	13	14	15	16	17	18	19	20	21	22	23	24	25	26	27	28	29	30	31	32	TOTAL BANDS
Introductory	2	2	4	4	6	6	6	8	10	10	10	10	12	12	12	10	10	10	8	8	6	6	6	4	4	2	2	2	200
Professional	6	6	8	8	10	14	14	16	20	20	24	24	26	26	24	24	20	20	18	14	12	10	8	6	4	2	2	2	400
Master	10	10	12	18	24	28	32	34	40	44	48	50	50	50	50	50	44	40	36	26	24	20	14	10	4	4	4	4	800

ULTIMAX MAXIMUM-RETENTION

UltiMAX delivers the strength required for use with Class II appliances.

BAND KIT DISTRIBUTION

Each kit is per arch and contains half rights and half lefts

ULTIMAX MAXIMUM-RENTENTION MOLAR KITS

BAND SIZE	5	6	7	8	9	10	11	12	13	14	15	16	17	18	19	20	21	22	23	24	25	26	27	28	29	30	TOTAL BANDS
Trial	2	2	2	2	2	2	2	4	4	4	4	6	6	6	6	6	4	4	4	4	4	4	4	4	4	4	100
Introductory	2	2	2	2	2	2	4	6	8	10	10	12	12	12	12	12	12	12	12	12	10	10	8	6	4	4	200
Professional	4	4	4	4	4	4	8	12	16	20	20	24	24	24	24	24	24	20	24	24	20	20	16	12	8	8	400
Master	6	6	6	6	8	10	16	24	32	40	40	50	50	50	50	50	50	40	50	50	40	40	32	24	10	10	800
Refill											4	6	8	10	10	12	12	10	10	8	6	4					100

Trial Kit treats 25 patients, Introductory kit/50 patients, Professional kit/100 patients, Master kit/200 patients, Refill kit/25 patients.

6 Archwires

Wire Stiffness Comparison Guide	p. 86
Kleen Pak Wire Dispenser	p. 87
TMA	p. 88
Copper Ni-Ti	p. 90
Smart Arch	p. 92
Damon Arch Form	p. 93
Orthos Arch Form	p. 95
Broad Arch Form	p. 98
Vari-Simplex & Teardrop Looped Arch Forms	p. 101
Tru-Arch Arch Form	p. 102
Standard Arch Form	p. 108
Lingual Arch Form	p. 109
Straight Length Wire	p. 111
Reverse Curve Wire	p. 112
Archwire Templates	p. 113

WIRE STIFFNESS GUIDE

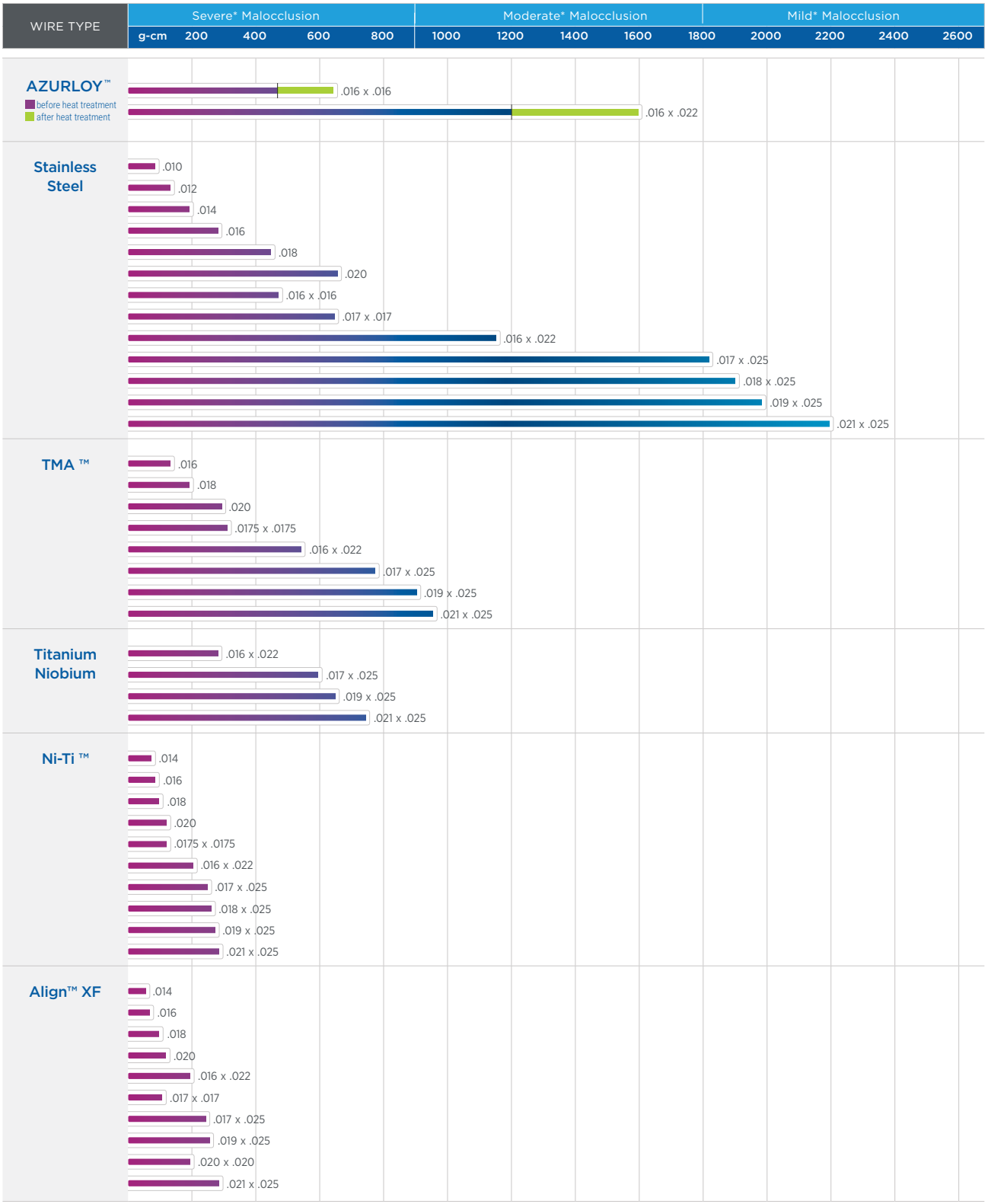

* Suggested use for degree of malocclusion.

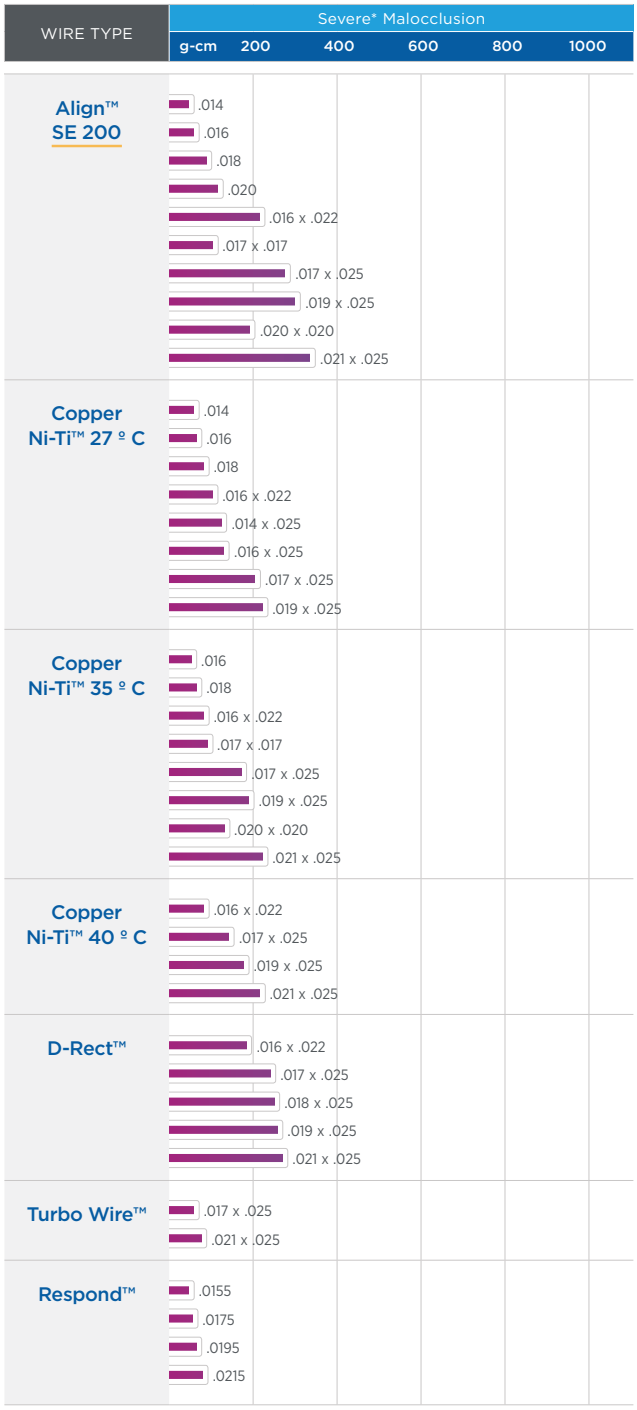

* Suggested use for degree of malocclusion.

KLEEN PAK™ WIRE DISPENSER SYSTEM

Archwires are individually packaged and sealed in the Kleen Pak™ and Patient Pack™ single-patient systems.

This attractive archwire dispenser can be placed on any flat surface or conveniently wall mounted. Dispenser fits both Kleen Pak and Patient Pack systems.

Dispenser	771-0012

TMA™

SPACE CLOSURE IN THE AGE OF " VARIABLE MODULUS " MECHANICS

Ormco helped develop the original Beta Titanium wire more than two decades ago. Over the years, Ormco refined the TMA manufacturing process to a science in order to deliver the TMA brand of Beta Titanium wire that remains the industry standard for consistency and quality.

With half the force but twice the working range of stainless steel[1], TMA has indications for all stages of treatment. Because of its intermediate stiffness between stainless steel and the nickel-titanium memory alloys, it is especially beneficial as a main working archwire. TMA has good flexibility and springback characteristics along with predictable forces for consistent control.

- **Initial Stage –** TMA is recommended for tooth alignment, space closure and Curve of Spee. Ormco offers preformed Reverse Curve TMA and Reverse Curve TMA with "T" Loops.
- **Intermediate Stage –** TMA is recommended for early torque control with moderate forces. TMA also provides complete manipulation of the wire for dimensional control. Indications include use as an ideal retraction arch while exerting constant moderate forces over a longer period of time.
- **Final Stage –** TMA is used as a detailing wire with moderate force.

LOW-FRICTION AND COLORED TMA

If sliding mechanics and minimum friction are your goals, then you will appreciate the benefits of Low-Friction and Colored Low-Friction TMA. TMA colors also offer patients exciting new looks.

[1] Kusy, Robert P., 1983. "Use of Nomograms to Determine Elastic Property Rations of Arch wires" AJO-DO vol 83 no. 5 pp 374-381

Ni-Ti

Ormco's trademark nickel-titanium wire, Ni-Ti has the resiliency and high springback necessary during treatment. Ni-Ti is indicated for initial leveling, aligning and rotational control.

Turbo Wire

Turbo Wire is a nine-strand rectangular braided Ni-Ti, with low stiffness and great flexibility. Turbo Wire is recommended as an initial wire to unravel and level while controlling torque and engaging brackets fully. It is also effective as a finishing wire, retaining torque but allowing vertical elastic use.

Triple Flex

Triple Flex is a three-strand twisted stainless steel wire. It has moderately light forces and is used for initial leveling and alignment.

Copper Ni-Ti

Ormco's most popular wire features a unique combination of alloys and processing that provides clinicians with a low hysteresis wire. The addition of copper to traditional nickel-tatnium enhances the thermal reactive properties and consistency of forces. This allows for easy engagement and consistent, light unloading forces. Available in a variety of archforms.

Stainless Steel

Ormco stainless steel wires are made of 300 series alloys. The wires are manufactured to the highest quality for dimensional precision and surface finish, providing optimum forces for arch stability, resilience, formability and sliding mechanics.

D-Rect

D-Rect is an eight-strand braided stainless steel wire. It can be used throughout treatment where lighter forces with dimensional control are indicated.

Titanium Niobium FA (Finishing Archwire)

Titanium Niobium FA is an archwire made without nickel that is designed for precision tooth-to-tooth finishing. The unique metallurgical properties of Titanium Niobium FA make it a precision intraoral detailing option. It is perfect for holding bends, yet light enough not to override the arch-to-arch relationship. It is recommended for use with finishing elastics even though it feels soft and pliable.

COPPER NI-TI™

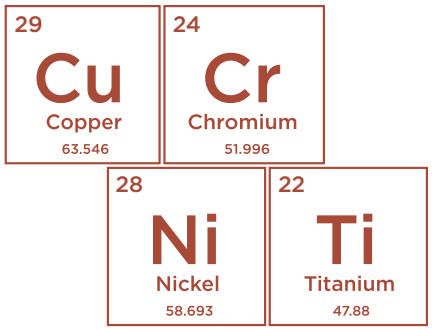

Copper Ni-Ti is a quaternary alloy that provides the unique benefit of a low hysteresis, allowing the clinician to easily engage the wire which increases efficiency and provides more comfort for the patient. The addition of copper to traditional nickel titanium enhances thermal reactive properties and consistency of forces.

- Manufacturing temperature consistency and precise dimensional consistency means more reliable outcomes
- True heat activation due to TTR range that is within +/- 2º C tolerance
- Superior resistance to permanent deformation than Ni-Ti
- Easy to engage, even in the most severe cases
- Available in a variety of archforms

27˚C SUPER-ELASTIC COPPER Ni-Ti

Generates constant unloading forces that can result in rapid tooth movement. The loading force is less that other super-elastic wires because of the low hysteresis unique to the copper alloy, while the unloading forces are comparable to traditional super-elastic nickel titanium wires.

35˚C THERMO-ACTIVE COPPER Ni-Ti

Generates mid-range, constant force levels until the wire has fully recovered to its original shape. Ligation is easier with full-size archwires due to lower loading forces. When earlier engagement of full-size wires and sustained unloading forces at body temperature is desired, this is the ideal wire.

40˚C THERMO-ACTIVE COPPER Ni-Ti

Generates intermittent, light forces and is useful as an initial wire in patients with a low pain threshold. Severely malaligned teeth can be engaged with light force. It is an excellent choice for patients scheduled for long intervals between visits.

Fig. A – The standard deviations explain inconsistencies in the TTR range, whereas Copper NiTi wires produce a very narrow variance. The narrow variance means reliability in the expected forces.

TRANSFORMATION TEMPERATURE WITH STANDARD DEVIATIONS*

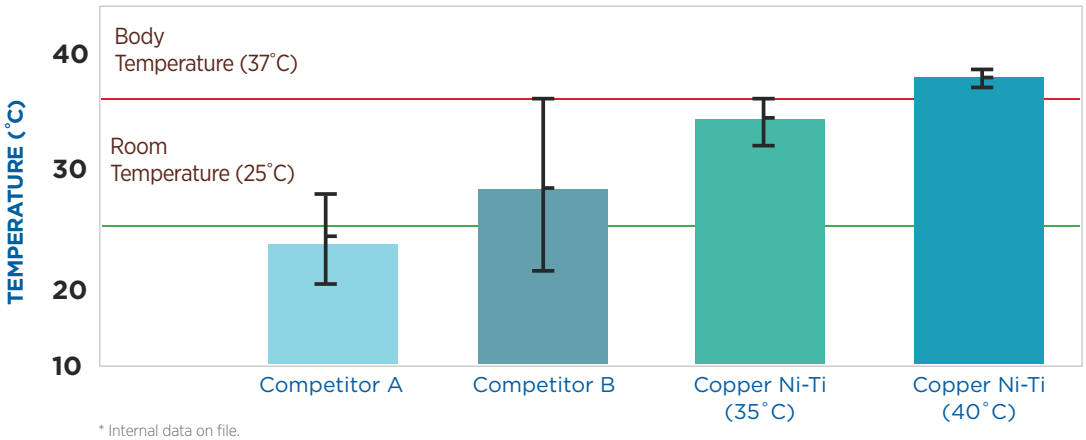

* Internal data on file.

By controlling the transformation temperatures in the manufacturing process, the forces are controlled, providing consistent, light movement. Copper NiTi's narrow manufacturing tolerances mean reliability in the amount of force delivered from batch to batch.

SMARTARCH™

Fewer Wire Changes
Ideal Force for Each Tooth

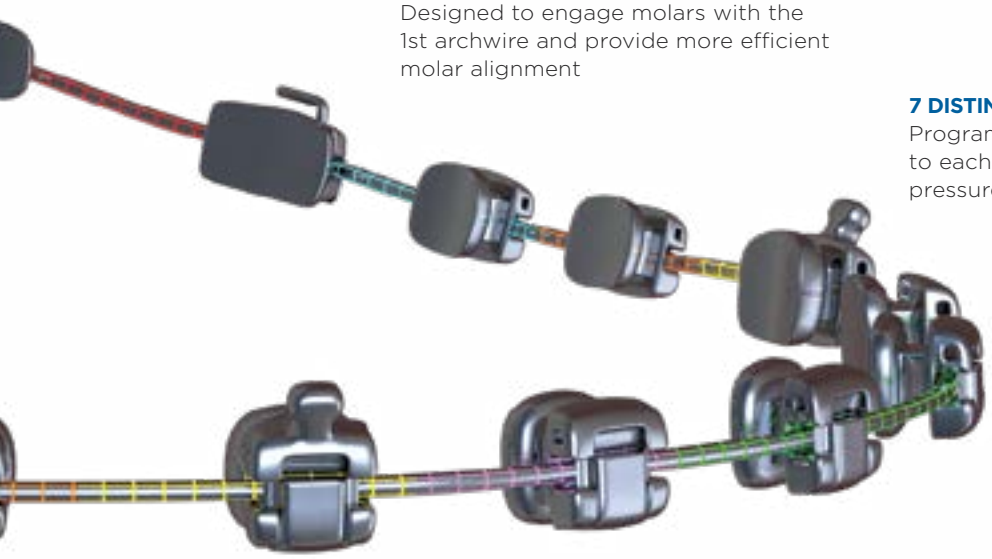

EFFICIENT MOLAR ENGAGEMENT
Designed to engage molars with the 1st archwire and provide more efficient molar alignment

7 DISTINCT FORCE ZONES
Programmed to deliver the ideal force to each individual tooth and equalize pressure along the PDL

REDUCED FRICTION
Laser processing reduces friction between wire and bracket surfaces, promoting overall treatment efficiency

COMPUTER ENGINEERED
Engineered using finite-element-analysis, the SmartArch design accounts for variations in inter-bracket distance, root size, and the root-to-crown relationship

LESS WIRE DISENGAGEMENT
Increased posterior stiffness designed to reduce likelihood of disengagement from buccal tubes and may reduce associated emergency appointments

SMARTARCH WIRES

	part #
.016 Dia SmartArch CuNiTi Damon Upper Pk10	205-1911
.016 Dia SmartArch CuNiTi Damon Lower PK10	205-1921
.018x.025 SmartArch CuNiTi Damon Upper PK10	210-1931
.018x.025 SmartArch CuNiTi Damon Lower PK10	210-1941

DAMON ARCH FORM

"In the final phase of treatment, Low-Friction TMA has become an invaluable part of my wire armamentarium. Low-Friction TMA's greater flexibility allows you to more easily bend torque in the archwire with moderate forces without hindering your ability to close the slide. It is also easier to insert the wire and close the slide than stainless steel when small detail bends are desired at the end of treatment."

Dwight Damon, DDS, MSD —

Dr. Dwight Damon developed this arch form after carefully studying 7,000 photographs of exceptional smiles. Dr. Damon believes that a great smile is exemplified by six well-positioned anterior teeth and an arch form that displays the first bicuspid, second bicuspid, and the mesio-buccal surface of the first molar when viewed from the anterior. This arch form prevents the "dark corner syndrome" in the posterior of the mouth.

More importantly, Dr. Damon feels that an arch form must function in a manner consistent with gnathologic principles. After he carefully evaluated several hundred patients and their articulated models, tomograms and headfilms, he concluded that this arch form can help enhance dental function.

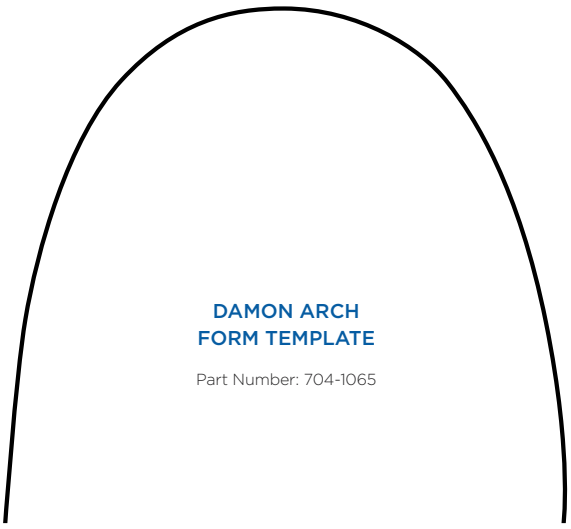

COPPER Ni-Ti™ (w/stops)

All Damon Copper Ni-Ti cross-sections come with archwire stops, pre-loaded, for your convenience. Stops are easily crimped with arch-bending Howe or Weingart pliers.

wire size	part number
DAMON	
.013	205-1909
.014	205-1902
.016	205-1903
.018	205-1904
.014 x .025	210-1905
.016 x .025	210-1906
.018 x .025	210-1907

Ni-Ti™ — PRE-TORQUED

Superb wires for division 2 cases where intrusion and additional torque are indicated. Wires have 20º of anterior torque built in at 34 mm and 38 mm lengths.

anterior torque length – reverse curve	wire size / part number		
DAMON	.016 x .025	.017 x .025	.019 x .025
34 mm	216-3416	216-3417	216-3419
38 mm	216-3816	216-3817	216-3819

anterior torque length – flat	wire size / part number		
DAMON	.016 x .025	.017 x .025	.019 x .025
34 mm	227-0341	227-0342	227-0343
38 mm	227-0381	227-0382	227-0383

Ni-Ti™ — REVERSE CURVE

Ideal when only intrusion is indicated. Comes in Packs of 5.

arch form	wire size / part number		
DAMON	.016 x .025	.017 x .025	.019 x .025
	216-3806	216-3807	216-3809

TMA™ — LOW-FRICTION COLORED

wire size	color	
DAMON	Purple	Honeydew
.016 x .025	227-1141	227-1151
.017 x .025	227-1142	227-1152
.019 x .025	227-1143	227-1153

Packs of 5

TMA™ — LOW-FRICTION

wire size	part number
DAMON	
.016 x .025	227-1111
.017 x .025	227-1112
.019 x .025	227-1113

STAINLESS STEEL

wire size	part number
DAMON	
.016 x .025	227-1067
.019 x .025	227-1071

STAINLESS STEEL— POSTED

wire size	size	
DAMON	.016x.025	.019x.025
24 mm	227-1026	227-1027
26 mm	227-1028	227-1029
28 mm	227-1030	227-1031
30 mm	227-1032	227-1033
32 mm	227-1034	227-1035
34 mm	227-1036	227-1037
36 mm	227-1038	227-1039
38 mm	227-1040	227-1041
40 mm	227-1042	227-1043

Stainless steel wires are packaged in Patient Packs of 10.
All wires are packaged in Kleen Paks of 10 unless otherwise noted.

ORTHOS™ ARCH FORM

The Orthos* archwire shape is unique because it was derived from the skeletal and dental anatomy of typical orthodontic cases.

Orthos archwires combine a comprehensive selection of various modulus alloys with a fully integrated arch form designed to synchronize with Orthos brackets and buccal tubes. Through Computer Aided Engineering (CAE), both mandibular and maxillary arch forms are coordinated to the complete seven-to-seven Orthos system. Orthos, Orthos AP and Bios are designed to coordinate with the same Orthos arch form.

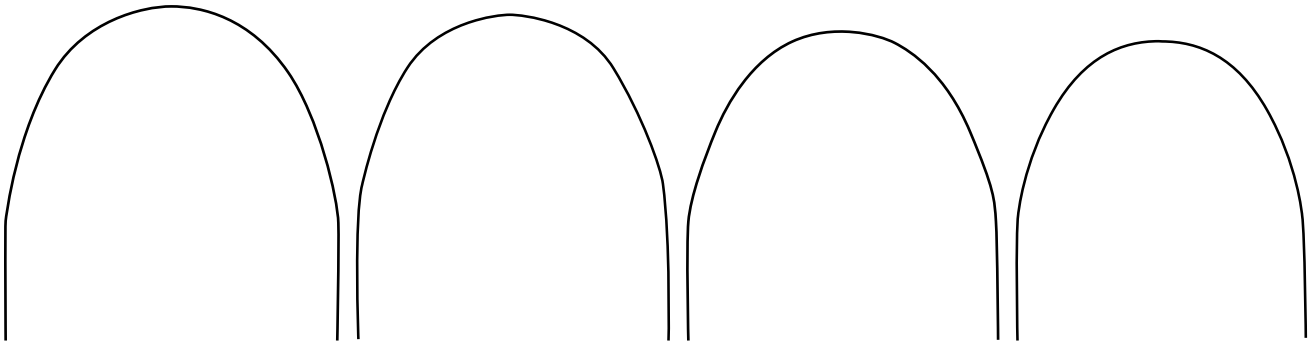

ORTHOS ARCH
upper - large

ORTHOS ARCH
upper - small

ORTHOS ARCH
lower - large

ORTHOS ARCH
lower - small

ARCHWIRE TEMPLATE — ORTHOS

	part #
Orthos Archwire Template	219-0000

* Distributed in Europe as Ortho-CIS
All wires are packaged in Kleen Paks of 10 unless otherwise noted.

COPPER Ni-Ti™ 35°C

arch form	wire size + part numbers							
ORTHOS - NO DIMPLE	.016	.018	.017 x .017	.020 x .020	.016 x .022	.017 x .025	.019 x .025	.021 x .025
Upper Small	219-4203	219-4204	219-4209	219-4211	219-4208	219-4210	219-4212	219-4213
Lower Small	219-4103	219-4104	219-4109	219-4111	219-4108	219-4110	219-4112	219-4113
Upper Large	219-4403	219-4404	219-4409	219-4411	219-4408	219-4410	219-4412	219-4413
Lower Large	219-4303	219-4304	219-4309	219-4311	219-4308	219-4310	219-4312	219-4313

COPPER Ni-Ti™ 40°C

arch form	wire size + part numbers			
ORTHOS	.016 x .022	.017 x .025	.019 x .025	.021 x .025
Upper Small	219-5208	219-5210	219-5212	219-5213
Lower Small	219-5108	219-5110	219-5112	219-5113
Upper Large	219-5408	219-5410	219-5412	
Lower Large	219-5308	219-5310	219-5312	

Ni-Ti™

arch form	wire size + part numbers				
ORTHOS	.016	.018	.016 x .022	.017 x .025	.019 x .025
Upper Small	219-3203	219-3204	219-3208	219-3210	219-3212
Lower Small	219-3103	219-3104	219-3108	219-3110	219-3112
Upper Large	219-3403	219-3404	219-3408	219-3410	219-3412
Lower Large	219-3303	219-3304	219-3308	219-3310	219-3312

TURBO WIRE™

arch form	wire size
ORTHOS	.017 x .025
Upper Small	219-6210
Lower Small	219-6110
Upper Large	219-6410
Lower Large	219-6310

TITANIUM NIOBIUM FINISHING ARCHWIRE

arch form	wire size + part numbers		
ORTHOS	.016 x .022	.017 x .025	.019 x .025
Upper Small	219-8208	219-8210	219-8212
Lower Small	219-8108	219-8110	219-8112
Upper Large	219-8408	219-8410	219-8412
Lower Large		219-8310	219-8312

All wires are packaged in Kleen Paks of 10 unless otherwise noted.

STAINLESS STEEL

arch form	wire size + part numbers		
ORTHOS – ROUND	.016	.018	.20
Upper Small	219-1570	219-1571	219-1572
Lower Small	219-1560	219-1561	219-1562
Upper Large	219-1590	219-1591	219-1592
Lower Large	219-1580	219-1581	219-1582

arch form	wire size + part numbers				
ORTHOS – RECTANGULAR	.016 x .022	.017 x .025	.018 x .025	.019 x .025	.021 x .025
Upper Small	219-1208	219-1210	219-1211	219-1212	
Lower Small	219-1108	219-1110	219-1111	219-1112	219-1113
Upper Large	219-1408	219-1410	219-1411	219-1412	219-1413
Lower Large	219-1308	219-1310	219-1311	219-1312	219-1313

TMA™

arch form	wire size + part numbers			
ORTHOS	.016 x .022	.017 x .025	.019 x .025	.021 x .025
Upper Small	219-2208	219-2210	219-2212	219-2213
Lower Small	219-2108	219-2110	219-2112	219-2113
Upper Large	219-2408	219-2410	219-2412	219-2413
Lower Large	219-2308	219-2310	219-2312	219-2313

All wires are packaged in Kleen Paks of 10 unless otherwise noted.

BROAD ARCH FORM

- Used throughout treatment for a wide variety of archwire progressions to simplify archwire adjustment while maintaining ideal arch form
- Used with preadjusted appliances with built-in in/out relationships
- Final Phase: Slightly expanded nature is designed to account for natural settling after removal where tendency toward narrowing occurs



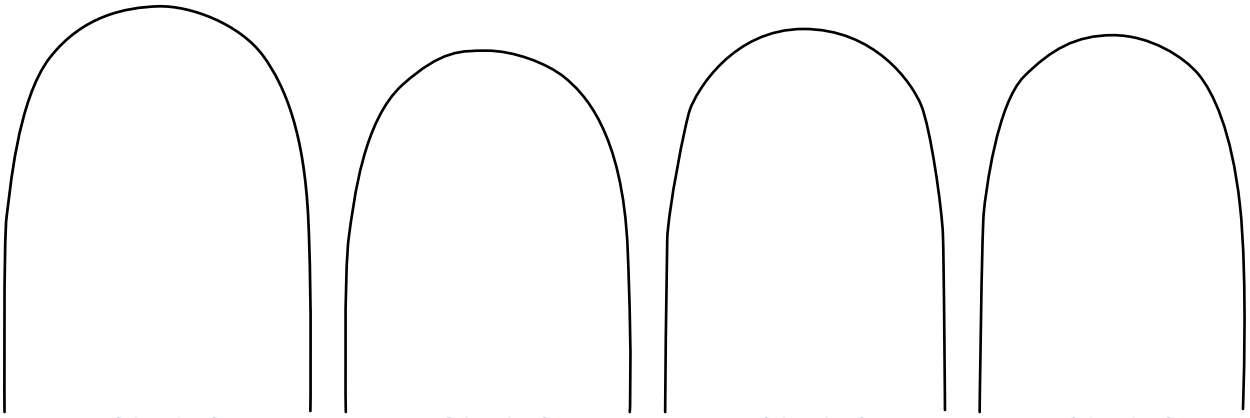

BROAD ARCH upper - large

BROAD ARCH upper - small

BROAD ARCH lower - large

BROAD ARCH lower - small

COPPER Ni-Ti™ 27°C

arch form	wire size + part numbers					
BROAD	.014	.016	.018	.016 x .022	.017 x .025	.019 x .025
Upper Small	205-0040	205-0044	205-0048	210-0902	210-0903	210-0905
Lower Small	205-0042	205-0046	205-0050	211-0902	211-0903	211-0905
Upper Large	205-0041	205-0045	205-0049	210-0912	210-0913	210-0915
Lower Large	205-0043	205-0047	205-0051	211-0912	211-0913	211-0915

COPPER Ni-Ti™ 35°C

arch form	wire size + part numbers							
BROAD	.016	.018	.017 x .017	.020 x .020	.016 x .022	.017 x .025	.019 x .025	.021 x .025
Upper Small	205-0064	205-0068	210-0921	210-0927	210-0922	210-0923	210-0925	210-0926
Lower Small	205-0066	205-0070	211-0921	211-0927	211-0922	211-0923	211-0925	211-0926
Upper Large	205-0065	205-0069	210-0931	210-0937	210-0932	210-0933	210-0935	210-0936
Lower Large	205-0067	205-0071	211-0931	211-0937	211-0932	211-0933	211-0935	211-0936

COPPER Ni-Ti™ 40˚C

arch form	wire size + part numbers			
BROAD	.016 x .022	.017 x .025	.019 x .025	.021 x .025
Upper Small	210-0942	210-0943	210-0945	
Lower Small	211-0942	211-0943	211-0945	
Upper Large	210-0952	210-0953	210-0955	210-0956
Lower Large	211-0952	211-0953	211-0955	211-0956

Ni-Ti™

arch form	wire size + part numbers								
BROAD	.014	.016	.018	.020	.0175 x .0175	.016 x .022	.017 x .025	.018 x .025	.019 x .025
Upper Small	205-0009	205-0001	205-0003	205-0013	210-0501	210-0502	210-0503	210-0504	210-0505
Lower Small	205-0011	205-0005	205-0007	205-0015	211-0501	211-0502	211-0503	211-0504	211-0505
Upper Large	205-0010	205-0002	205-0004	205-0014	210-0511	210-0512	210-0513	210-0514	210-0515
Lower Large	205-0012	205-0006	205-0008	205-0016	211-0511	211-0512	211-0513	211-0514	211-0515

Ni-Ti™ — REVERSE CURVE

arch form	wire size + part numbers					
BROAD	.016	.018	.016 x .022	.016 x .025	.017 x .025	.019 x .025
Upper	216-0116	216-0118	216-1622	216-1625	216-1725	216-1925
Lower	217-0116	217-0118	217-1622	217-1625	217-1725	217-1925

Ni-Ti — Reverse Curve

TMA™

arch form	wire size + part numbers			
BROAD	.016	.018	.017 x .017	.020 x .020
Upper Small	210-0301	210-0302	210-0401	210-0405
Lower Small	211-0301	211-0302	211-0401	211-0405
Upper Large	210-0311	210-0312	210-0411	210-0415
Lower Large	211-0311	211-0312	211-0411	211-0415

LOW-FRICTION TMA™

arch form	wire size + part numbers		
BROAD	.016 x .022	.017 x .025	.019 x .025
Upper Small	210-1402	210-1403	210-1404
Lower Small	211-1402	211-1403	211-1404
Upper Large	210-1412	210-1413	210-1414
Lower Large	211-1412	211-1413	211-1414

All wires are packaged in Kleen Paks of 10 unless otherwise noted.

COLORED TMA™

arch form	color + part numbers	
.016 X .022	Purple	Honeydew
Upper Small	210-4402	210-5402
Lower Small	211-4402	211-5402
Upper Large	210-4412	210-5412
Lower Large	211-4412	

5/pk

arch form	color + part numbers	
.017 X .025	Purple	Honeydew
Upper Small	210-4403	210-5403
Lower Small	211-4403	211-5403
Upper Large	210-4413	210-5413
Lower Large	211-4413	211-5413

arch form	color + part numbers	
.019 X .025	Purple	Honeydew
Upper Small	210-4404	210-5404
Lower Small	211-4404	211-5404
Upper Large	210-4414	210-5414
Lower Large	211-4414	211-5414

TITANIUM NIOBIUM FINISHING ARCHWIRE

arch form	wire size + part numbers		
BROAD	.016 x .022	.017 x .025	.019 x .025
Upper Small	210-0442	210-0443	210-0445
Lower Small	211-0442	211-0443	211-0445
Upper Large	210-0452	210-0453	210-0455
Lower Large	211-0452	211-0453	211-0455

TURBO WIRE™

arch form	wire size + part numbers	
BROAD	.017 x .025	.021 x .025
Upper	210-0802	210-0805
Lower	211-0802	211-0805

STAINLESS STEEL

arch form	round wire size + part numbers			
BROAD - ROUND	.014	.016	.018	.020
Upper Small*	210-0024	210-0026	210-0028	210-0030
Lower Small*	211-0024	211-0026	211-0028	211-0030
Upper Large*	210-0124	210-0126	210-0128	210-0130
Lower Large*	211-0124	211-0126	211-0128	211-0130

*20/pk

arch form	rectangular wire size + part numbers				
BROAD – RECTANGULAR	.016 x .022	.017 x .025	.018 x .025	.019 x .025	.021 x .025
Upper Small	210-0701	210-0702	210-0703	210-0704	210-0705
Lower Small	211-0701	211-0702	211-0703	211-0704	211-0705
Upper Large	210-0711	210-0712	210-0713	210-0714	210-0715
Lower Large	211-0711	211-0712	211-0713	211-0714	211-0715

arch form	square wire size + part numbers
BROAD –SQUARE	.016 x .016
Upper Small	210-0706
Lower Small	211-0706
Upper Large	210-0716
Lower Large	211-0716

All wires are packaged in Kleen Paks of 10 unless otherwise noted.

VARI-SIMPLEX™ & TEARDROP LOOPED ARCH FORMS

The Vari-Simplex arch form is slightly narrowed in the cuspid region for the Alexander arch form.

Vari-Simplex are designed to be versatile for varying anatomy thus reducing the need to inventory a large number of archforms

- Easy to use: stress-relieved, polished and midline markings
- Used throughout treatment with pre-adjusted Straight-Wire appliance systems
- Alexander TMA Teardrop Looped arches are designed to complement the Alexander technique

Alexander Teardrop Loop

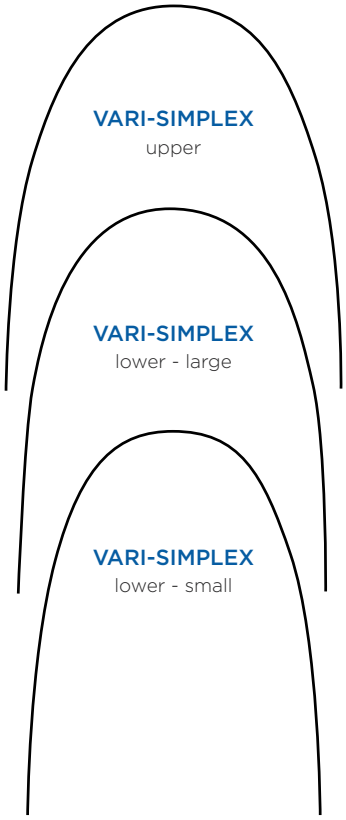

ARCHWIRE TEMPLATE — ALEXANDER

	part number
Alexander Archwire Template	207-0060

STAINLESS STEEL VARI-SIMPLEX™

arch form	wire size		
ALEXANDER	.016	.017 x .025	.019 x .025
Upper (Size 3)	207-0032	207-0037	207-0042
Lower Small (Size 1)	207-0030	207-0035	207-0040
Lower Large (Size 2)	207-0031	207-0036	207-0041

TMA VARI-SIMPLEX™

arch form	wire size		
ALEXANDER	.016 x .022	.017 x .025	.019 x .025
Upper	207-0045	207-0048	207-0063
Lower Small	207-0043	207-0046	207-0061
Lower Large	207-0044	207-0047	207-0062

TMA™

arch form	upper*	lower**
ALEXANDER	.017 x .025	.016 x .022
34 mm	206-0070	
36 mm	206-0071	207-0070
38 mm	206-0072	207-0071
40 mm	206-0073	207-0072
42 mm	206-0074	207-0073
44 mm	206-0075	207-0074
46 mm		207-0075
Kit	206-0076	207-0076

5/pk * Loops distal to laterals **Loops distal to cuspids

Arch Distribution in Kits

UPPER		LOWER	
size	qty.	size	qty.
34 mm	6	36 mm	6
36 mm	10	38 mm	10
38 mm	14	40 mm	14
40 mm	14	42 mm	14
42 mm	10	44 mm	10
44 mm	6	46 mm	6

All wires are packaged in Kleen Paks of 10 unless otherwise noted.

TRU-ARCH™ ARCH FORM

THE FUNCTIONAL ARCH FORM

The Tru-Arch forms are designed to be more broad and flat across the incisors, which is ideal for use with the Straight-Wire appliance systems by helping to eliminate in/out archwire bends. The Straight-Wire system's customized bracket thickness marries with the Tru-Arch form shape providing a path for ideal occlusion.

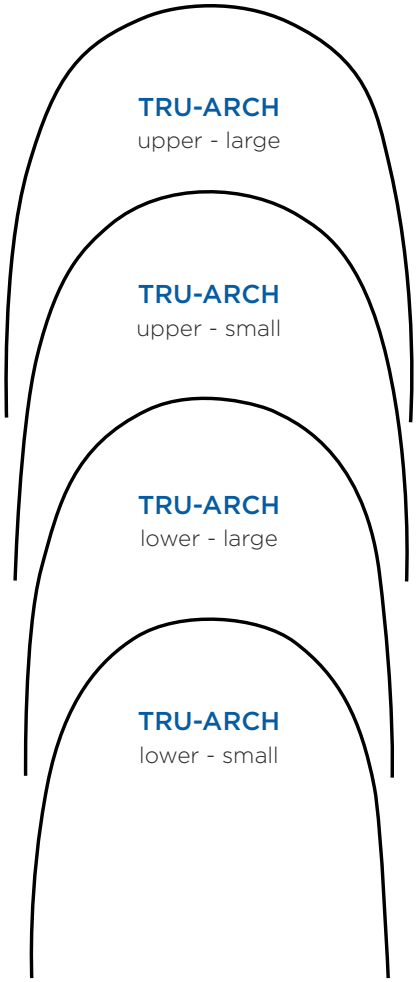

ARCHWIRE TEMPLATE — TRU-ARCH

	part #
Tru-Arch Archwire Template	704-1064

COPPER Ni-Ti™ 27˚C

arch form	wire size + part numbers							
TRU-ARCH — NO DIMPLE	.014	.016	.018	.014 x .025	.016 x .022	.016 x .025	.017 x .025	.019 x .025
Upper Small	205-6201	205-6202	205-6203	210-9101	210-9103	210-9102	210-9104	210-9105
Lower Small	205-6101	205-6102	205-6103	211-9101	211-9103	211-9102	211-9104	211-9105
Upper Large	205-6401	205-6402	205-6403	210-9201	210-9203	210-9202	210-9204	210-9205
Lower Large	205-6301	205-6302	205-6303	211-9201	211-9203	211-9202	211-9204	211-9205

TRU-ARCH — STOPS	.014
Upper Large	227-1360
Lower Large	227-1361

All wires are packaged in Kleen Paks of 10 unless otherwise noted.

COPPER Ni-Ti™ 35˚C

arch form	wire size + part numbers						
TRU-ARCH — NO DIMPLE	.016	.018	.016 x .022	.017 x .017	.017 x .025	.019 x .025	.020 x .020
Upper Small	205-6212	205-6213	210-9113	210-9111	210-9114	227-1331	210-9112
Lower Small	205-6112	205-6113	211-9113	211-9111	211-9114	227-1333	211-9112
Upper Large	205-6412	205-6413	210-9213	210-9211	210-9214	227-1332	210-9212
Lower Large	205-6312	205-6313	211-9213	211-9211	211-9214	227-1334	211-9212

TRU-ARCH — STOPS	.016	.018	.016 x .022	.017 x .017	.017 x .025	.019 x .025	.020 x .020
Upper Small				227-1301	227-1311		227-1321
Lower Small				227-1303	227-1313		227-1323
Upper Large		227-1370		227-1302	227-1312		227-1322
Lower Large		227-1371		227-1304	227-1314		227-1324

COPPER Ni-Ti™ 40˚C

arch form	wire size	
TRU-ARCH	.019 x .025	.021 x .025
Upper Small	227-1401	227-1411
Lower Small	227-1403	227-1413
Upper Large	227-1402	227-1412
Lower Large	227-1404	227-1414

All wires are packaged in Kleen Paks of 10 unless otherwise noted.

The Align™ nickel-titanium archwires come with the option of a permanent vertical midline “dimple” that is designed to prevent archwire “walking” and eliminates the need to cinch the archwire behind the buccal tube.

ALIGN SE 200 (SUPER ELASTIC)

Align SE 200 nickel-titanium archwires provide constant forces during treatment. Since this wire is fully austenitic at room temperature, it is recommended for instances where the orthodontist desires slightly higher force levels.

ALIGN SE 200

arch form	wire size + part numbers			
TRU-ARCH	.014	.016	.018	.020
Upper Medium	227-3152	227-3154	227-3156	227-3158
Lower Medium	227-3126	227-3132	227-3129	227-3131

ALIGN SE 200 — RECTANGULAR & SQUARE

arch form	wire size + part numbers								
TRU-ARCH — NO DIMPLE	.016 x .016	.016 x .022	.017 x .025	.018 x .018	.018 x .025	.019 x .025	.020 x .020	.021 x .025	.022 x .028
Upper Medium	227-3134	227-3136	227-3138		227-3142	227-3144	227-3649	227-3146	227-3648
Lower Medium	227-3108	227-3110	227-3112		227-3116	227-3118	227-3657	227-3122	227-3656

All wires are packaged in Kleen Paks of 10 unless otherwise noted.

ALIGN™ XF

Align nickel-titanium archwires come with the option of a permanent vertical midline "dimple" that helps prevent archwire "walking" and reduces the need to cinch the archwire behind the buccal tube.

ALIGN XF

arch form	wire size + part numbers			
TRU-ARCH — NO DIMPLE	.012	.014	.016	.018
Upper Small	227-3640	227-3379	227-3383	227-3387
Lower Small	227-3225	227-3217	227-3219	227-3221
Upper Medium	227-3286	227-3365	227-3369	227-3582
Lower Medium	227-3207	227-3209	227-3211	227-3213

ALIGN XF — RECTANGULAR & SQUARE

arch form	wire size + part numbers					
TRU-ARCH — NO DIMPLE	.016 x .016	.016 x .022	.017 x .025	.018 x .025	.019 x .025	.021 x .025
Upper Small	227-3326	227-3330	227-3334	227-3342	227-3346	227-3354
Lower Small	227-3249	227-3253	227-3257		227-3269	227-3278
Upper Medium	227-3290	227-3294	227-3298	227-3306	227-3310	227-3318
Lower Medium	227-3227	227-3229	227-3231	227-3236	227-3238	227-3242

All wires are packaged in Kleen Paks of 10 unless otherwise noted.

STAINLESS STEEL

arch form	round wire size + part numbers			
TRU-ARCH – ROUND	.014	.016	.018	.020
Upper Small	227-9042	227-9043	227-9044	227-9154
Lower Small	227-9024	227-9025	227-9026	227-9027
Upper Medium	227-9038	227-9039	227-9040	227-9041
Lower Medium	227-9020	227-9021	227-9022	227-9023

arch form	rectangular wire size + part numbers					
TRU-ARCH – RECTANGULAR	.016 x .022	.017 x .025	.018 x .025	.019 x .025	.021 x .025	.022 x .028
Upper Small	227-9045	227-9047	227-9049	227-9050	227-9052	227-9054
Lower Small	227-9011	227-9013	227-9015	227-9016	227-9018	227-9019
Upper Medium	227-9029	227-9031	227-9033	227-9034	227-9036	227-9037
Lower Medium	227-9001	227-9003	227-9005	227-9006	227-9008	227-9009

arch form	wire size
TRU-ARCH – SQUARE	.016 x .016
Upper Small	227-9055
Lower Small	227-9010
Upper Medium	227-9028
Lower Medium	227-9000

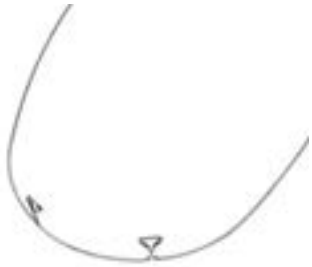

Keyhole Looped (2)

arch form	wire size + part numbers	
TRU-ARCH – KEYHOLE LOOPED (2)	.016 x .022	.019 x .025
22mm	227-5000	227-5001
24mm	227-5002	227-5003
26mm	227-5004	227-5005
28mm	227-5006	227-5007
30mm	227-5008	227-5009
32mm	227-5010	227-5011
34mm	227-5012	227-5013
36mm	227-5014	227-5015
38mm	227-5016	227-5017
40mm	227-5018	227-5019
42mm	227-5020	227-5021
44mm	227-5022	227-5023

10/pk

arch form	wire size
TRU-ARCH – KEYHOLE LOOPED (4)	.019 x .025
22mm	227-5025
24mm	227-5027
26mm	227-5029
28mm	227-5031
30mm	227-5033
32mm	227-5035
34mm	227-5037
36mm	227-5039
38mm	227-5041
40mm	227-5043
42mm	227-5045
44mm	227-5047

10/pk

All wires are packaged in Kleen Paks of 10 unless otherwise noted.

STAINLESS STEEL— POSTED

	wire size + part numbers	
UPPER – TRU-ARCH ROUNDED	.018	.020
32mm		227-7029
34mm	227-7031	227-7034
36mm	227-7036	
38mm	227-7041	
40mm		
42mm		
44mm		

	wire size + part numbers		
UPPER – TRU-ARCH RECTANGULAR	.016 x .022	.018 x .025	.019 x .025
32mm			227-7028
34mm	227-7030	227-7032	227-7033
36mm	227-7035	227-7037	227-7038
38mm	227-7040		227-7043
40mm			227-7048
42mm			227-7053
44mm			227-7058

LOWER	.018	.020
22mm		
24mm		
26mm		
28mm	227-7016	
30mm		227-7024

10/pk

LOWER	.016 x .022	.018 x .025	.019 x .025
22mm			227-7003
24mm			227-7008
26mm			227-7013
28mm			227-7018
30mm			227-7023

All wires are packaged in Kleen Paks of 10 unless otherwise noted.

STANDARD ARCH FORM

The standard arch form is available in a number of Ormco archwires.

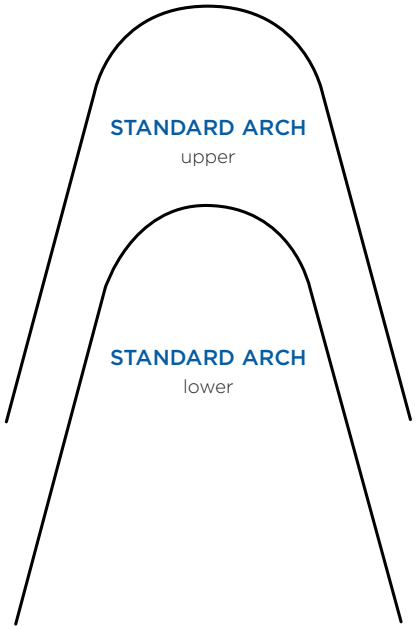

TMA™

arch form	wire size + part numbers				
STANDARD	.016	.018	.0175 x .0175	.016 x .022	.021 x .025
Upper	202-0003	202-0004	202-0012	202-0011	202-0013
Lower	202-0005	202-0006	202-0016	202-0014	202-0017

TMA™— LOW-FRICTION

arch form	wire size + part numbers	
STANDARD	.017 x .025	.019 x .025
Upper	202-1007	202-1008
Lower	202-1009	202-1010

STAINLESS STEEL

arch form	wire size + part numbers			
STANDARD – ROUND	.014	.016	.018	.020
Upper*	206-0014	206-0016	206-0018	206-0020
Lower*	207-0014	207-0016	207-0018	207-0020

* Pack of 20

arch form	wire size + part numbers					
STANDARD – RECTANGULAR	.016 x .022	.017 x .022	.017 x .025	.018 x .022	.018 x .025	.019 x .025
Upper	208-1622	208-1722	208-1725	208-1822	208-1825	208-1925
Lower	209-1622	209-1722	209-1725	209-1822	209-1825	209-1925

arch form	wire size + part numbers	
STANDARD – SQUARE	.016 x .016	.017 x .017
Upper	208-1616	208-1717
Lower	209-1616	209-1717

D-RECT

arch form	wire size + part numbers				
STANDARD	.016 x .022	.017 x .025	.018 x .025	.019 x .025	.021 x .025
Upper	201-0001	201-0002	201-0003	201-0004	201-0005
Lower	201-0011	201-0012	201-0013	201-0014	201-0015

All wires are packaged in Kleen Paks of 10 unless otherwise noted.

LINGUAL ARCH FORM

LINGUAL ARCH FORM



STRAIGHT-WIRE

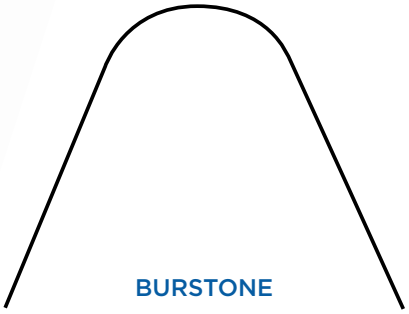

BURSTONE
upper

BURSTONE
lower medium

LINGUAL ARCHWIRES

wire type	wire size + part numbers										
LINGUAL	.013	.014	.0155	.016	.0175	.018	.016 x .016	.016 x .022	.0175 x .0175	.017 x .025	.018 x .025
D-Rect								201-0023			
TMA				202-0025					202-0018	202-0020	
Stainless Steel		206-0000		206-0001		206-0002	206-0005	206-0006		206-0007	206-0008
Social 6	205-1950										

All wires are packaged in Kleen Paks of 10 unless otherwise noted.

STb™ STRAIGHT-WIRE COPPER Ni-Ti

arch size	wire size + part #			
LINGUAL	.013	.016	.016 x .016	.018 x .018
Small	204-2101	204-2111	204-2121	204-2141
Medium	204-2102	204-2112	204-2122	204-2142
Large	204-2103	204-2113	204-2123	204-2143

TMA™

arch size	part #
LINGUAL	.0175 x .0175
Small	204-2211
Medium	204-2212
Large	204-2213

STAINLESS STEEL

arch size	part #
LINGUAL	.018 x .018
Small	204-2301
Medium	204-2302
Large	204-2303

BURSTONE

arch form	wire size + part numbers	
TMA	.032	.032 x .032
Upper	233-0002	233-0001
Lower	233-0012	233-0010

STAINLESS STEEL	
Upper	232-0001
Lower	232-0010

All wires are packaged in Kleen Paks of 10 unless otherwise noted.

STRAIGHT LENGTH WIRE

TMA™

	wire size + part numbers					
STRAIGHT LENGTH	.016	.018	.0175 x .0175	.016 x .022	.017 x .025	.019 x .025
14" Straight	266-0001	266-0002	266-0012	266-0010	266-0011	266-0013

LARGE DIAMETER TMA™

	wire size + part numbers		
STRAIGHT LENGTH	.016 x .022	.017 x .022	.017 x .025
14" Straight	266-0006	266-0004	266-0005

AZURLOY™

	wire size + part numbers	
STRAIGHT LENGTH	.016 x .016	.016 x .022
14" Straight	266-0050	266-0051

COPPER Ni-Ti™

	wire size + part number
STRAIGHT LENGTH	.013
8.5" Straight	266-1360

TRIPLE FLEX™

	wire size + part numbers	
STRAIGHT LENGTH	.015	.0175
14" Straight	264-0150	264-0175

STAINLESS STEEL

	wire size + part numbers										
STRAIGHT LENGTH – ROUND	.012	.014	.016	.018	.020	.028	.030	.032	.036	.040	.045
14" Straight	266-1312	266-1314	266-1316	266-1318	266-1320	266-1328	266-1330	266-1332	266-1336	266-1340	266-1345
Package Qty	50	50	40	40	40	30	30	20	20	20	20

	wire size + part numbers						
STRAIGHT LENGTH –RECTANGULAR	.016 x .022	.017 x .022	.017 x .025	.018 x .022	.018 x .025	.019 x .025	.021 x .025
14" Straight	254-1622	254-1722	254-1725	254-1822	254-1825	254-1925	254-2125

	wire size + part number
STRAIGHT LENGTH – SQUARE	.016 x .016
14" Straight	252-1616

All wires are packaged in Kleen Paks of 10 unless otherwise noted.

REVERSE CURVE WIRE

TMA™ — REVERSE CURVE

Reverse Curve TMA is ideal for bite opening, arch leveling, space closure, early three-dimensional manipulation and torque control.

arch form	wire size + part number		
REVERSE CURVE	.016 x .022	.017 x .025	.019 x .025
Upper	215-0003	215-0004	215-0005
Lower	216-0003	216-0004	216-0005

TMA™ – REVERSE CURVE WITH " T " LOOPS

Reverse Curve TMA with "T" Loops allows effective anterior retraction, intrusion of the anterior segment and torquing. Colors noted indicate millimeter identification.

arch size	wire size + part number		
REVERSE CURVE	.016 x .022	.017 x .025	.019 x .025
30 mm (Blue)	215-0021	215-0031	215-0041
32 mm (White)	215-0022	215-0032	215-0042
34 mm (Black)	215-0023	215-0033	215-0043
36 mm (Red)	215-0024	215-0034	215-0044
38 mm (Green)	215-0025	215-0035	215-0045
40 mm (Yellow)	215-0026	215-0036	215-0046

Packs of 10

All wires are packaged in Kleen Paks of 10 unless otherwise noted.

ARCHWIRE TEMPLATES 1:1

BROAD ARCH FORM

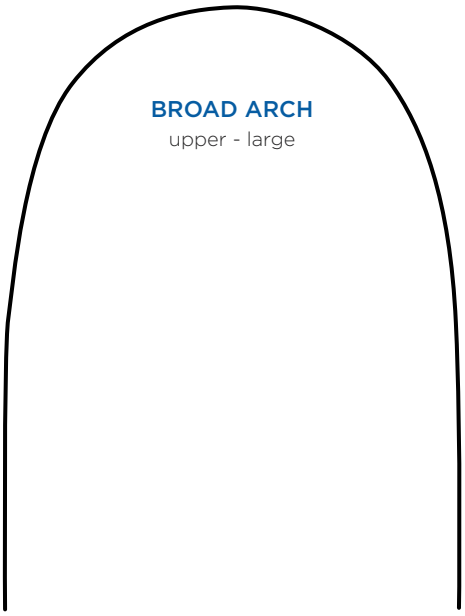

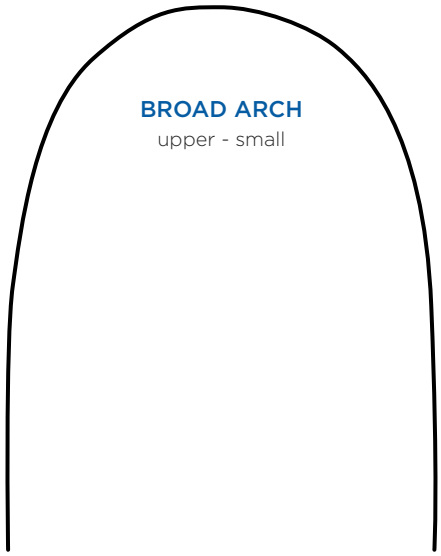

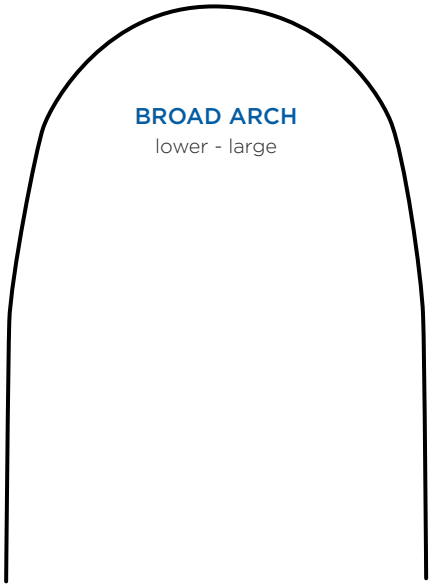

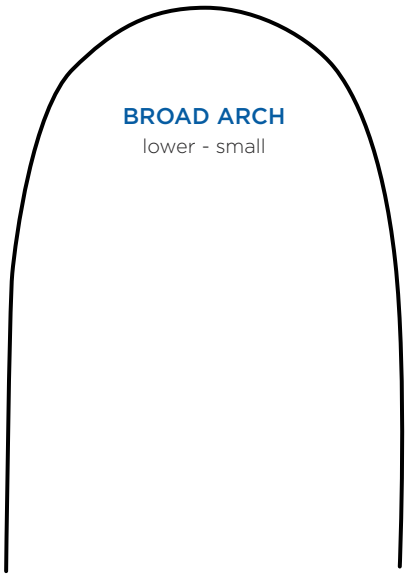

ORTHOS ARCH FORM

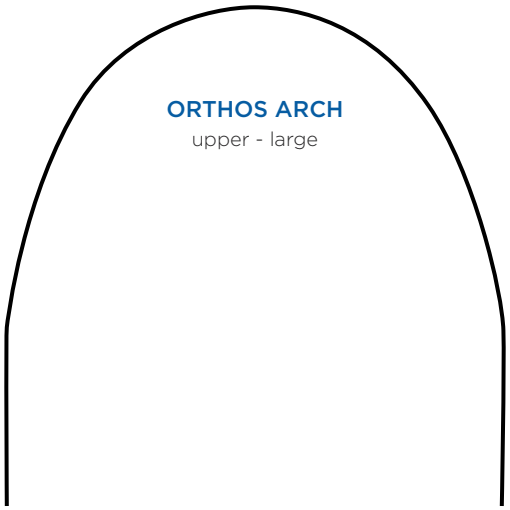

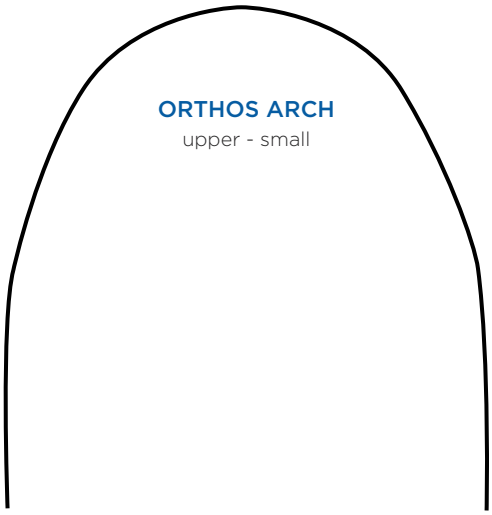

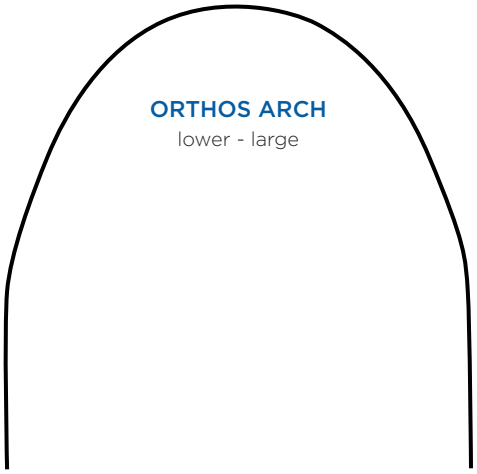

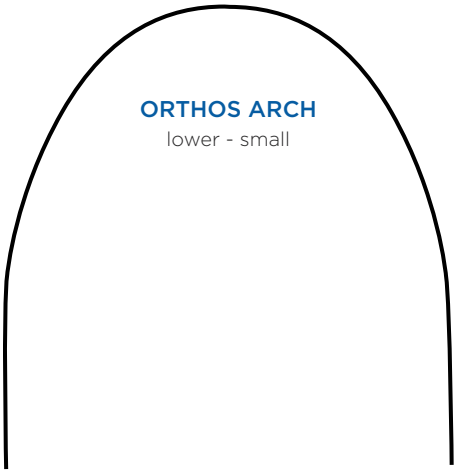

TRU-ARCH

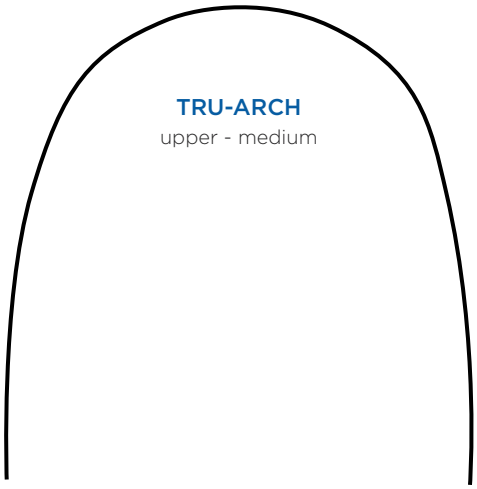
TRU-ARCH
upper - medium

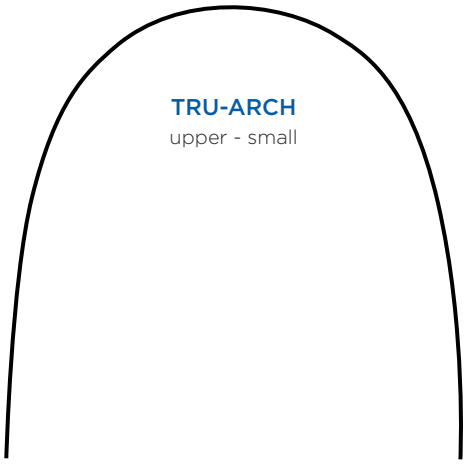
TRU-ARCH
upper - small

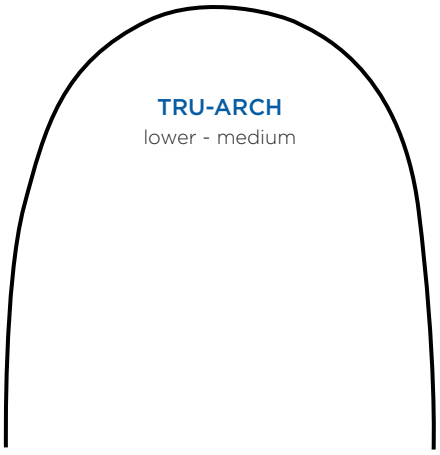
TRU-ARCH
lower - medium

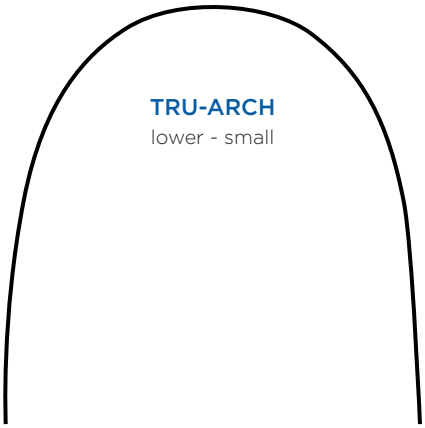
TRU-ARCH
lower - small

DAMON ARCH FORM

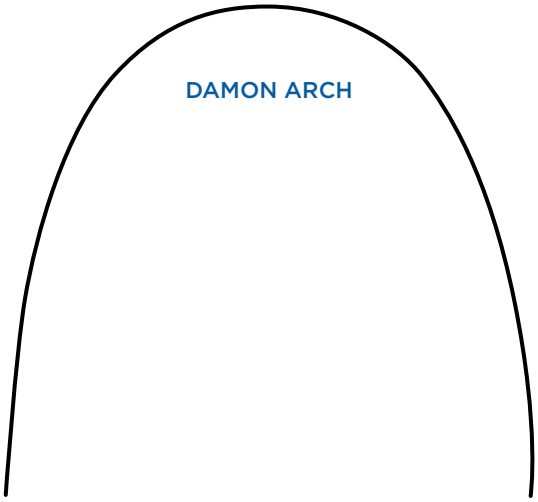

ALEXANDER ARCH FORM

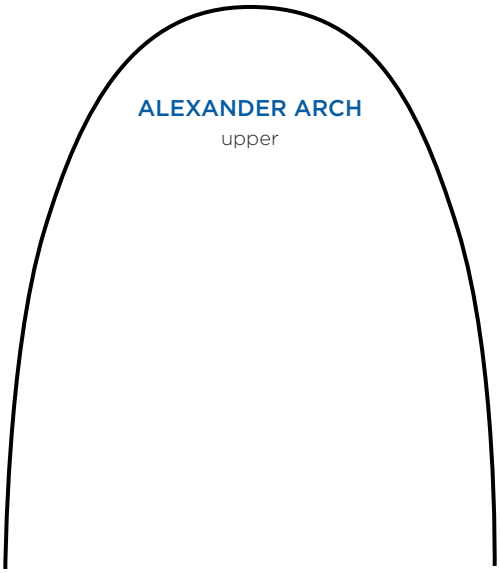

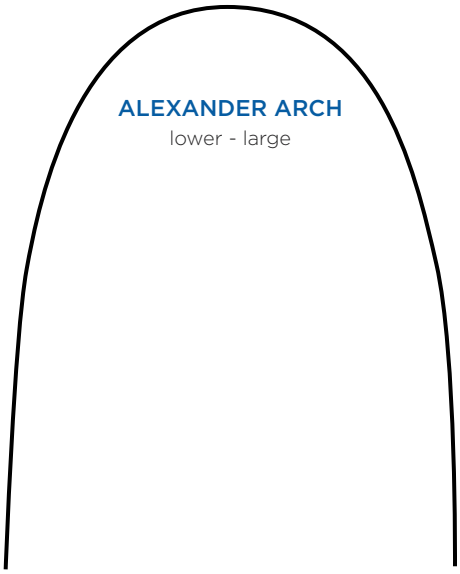

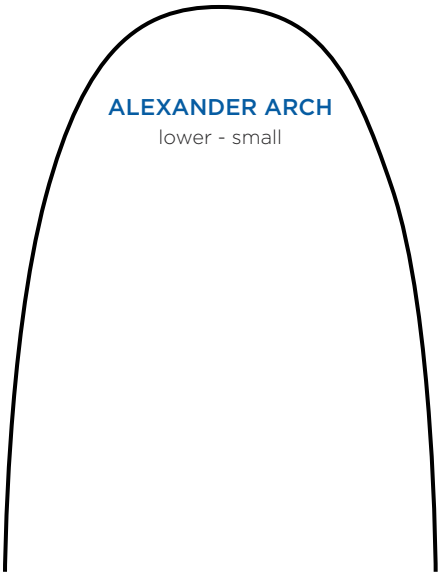

7 Adhesives, Cements & Primers

In an effort to provide the orthodontist with the most advanced bonding products, Ormco has teamed up with its partner, Kerr, the leading innovator in dental adhesives. The combined efforts of the Kerr and Ormco scientists have resulted in technology which provides excellent bonding materials for reliability and efficiency.

Enlight p. 118

Blūgloo p. 119

Grēngloo p. 120

Ortho Solo & Ortho Solo Stick p. 121

Gel Etch & Liquid Etch p. 122

Optiband Ultra p. 123

Demi Plus p. 124

ENLIGHT™ BONDING SYSTEM

ENLIGHT

- Light-cure adhesive
- Active initiator system
- Unidose™ and syringe delivery options

KITS & REPLACEMENTS

Syringe Kit	Adhesive (four 4g syringes - 16g total), Ortho Solo™ (5ml), Mixing Pad, Etching Solution (10ml), Sealant Applicator Brushes (75), Spatulas (75), Instructions	740-0198
Unidose Kit	Adhesive (60 Unidose tips - 12g total), Ortho Solo (5ml), Mixing Pad, Etching Solution (10ml), Sealant Applicator Brushes (75), Spatulas (75), Unidose Gun, Instructions	740-0199
Sample Kit	Adhesive (one 4g syringe), Ortho Solo (5 ml)	740-0179

Syringe Refill (4g syringe)	740-0195
Unidose Refill (20 tips - 4g total)	740-0178
Ortho Solo Refill (5ml)	740-0271
Etching Solution Refill (10ml)	740-0038
Sealant Applicator Brushes (75)	740-0041
Spatulas Refill (75)	740-0075
Unidose Gun	740-0200
Enlight Technique Guide	070-0432

BLŪGLOO™

Blūgloo provides color contrast when you need it and is clear when you don't.

SEE WHAT YOU'VE BEEN MISSING!

Color On Demand — The color contrast of Blūgloo during bonding helps facilitate fast, accurate bracket placement and makes it easy to see unwanted flash. As Blūgloo warms to body temperature, the color virtually disappears, remaining clear throughout treatment. When debonding, simply introduce a short blast of cool air or water to lower the bonding surface temperature, and Blūgloo turns blue again for thorough cleanup.

Made For Aesthetics — Blūgloo's advanced formulation and color stability have been optimized for aesthetic clear brackets.

Light Cures in as little as 5 seconds with Demi™ Plus.

KITS & REPLACEMENTS

Syringe Kit	740-0274
Adhesive (four Unidose 10packs – 8g total)	**740-0272**
Ortho Solo Primer (5ml)	**740-0271**
Etching Solution (10ml)	**740-0038**
Sealant Applicator Brushes (38/pk)	**740-0041***
Spatulas (75/pk)	**740-0075**

Unidose Kit	740-0275
Adhesive (four Unidose 10packs – 8g total)	**740-0273****
Ortho Solo Primer (5ml)	**740-0271**
Etching Solution (10ml)	**740-0038**
Sealant Applicator Brushes (38/pk)	**740-0041***
Spatulas (75/pk)	**740-0075**

Syringe Paste Refill (4g syringe)	740-0272
Unidose Paste Refill (2 Packs of 10)	740-0273

*Refill sold separately as a pack of 75
**Refill sold separately as two packs of 10

GRĒNGLOO™

Grēngloo is the two-way color change adhesive for metal brackets.

STRONG

- Quick-cure polymerization ensures optimal bond strength at initial force loading
- Chemical affinity for metal brackets ensures more reliable bond strength

SMART

- On-demand color change for fast and accurate cleanup at bonding and debonding
- Light cures in as little as 5 seconds with Demi™ Plus

FLEXIBLE

- Provides ample working time for better placement
- Proprietary formula delivers high level of impact resistance

KITS & REPLACEMENTS

Syringe Kit	740-0320
Adhesive (two 4g Syringes)	740-0321***
Bottle Ortho Solo (5ml)	740-0271
Etching Solution (10ml)	740-0038
Sealant Applicator Brushes (38)	740-0041*
Spatulas (75)	740-0075

Unidose Kit	740-0322
Adhesive (four Unidose 10packs – 8g total)	740-0323**
Ortho Solo Primer (5ml)	740-0271
Etching Solution (10ml)	740-0038
Sealant Applicator Brushes (38)	740-0041*
Spatulas (75)	740-0075

*Refill sold separately as a pack of 75
**Refill sold separately as two packs of 10
***Refill is sold as one 4g syringe

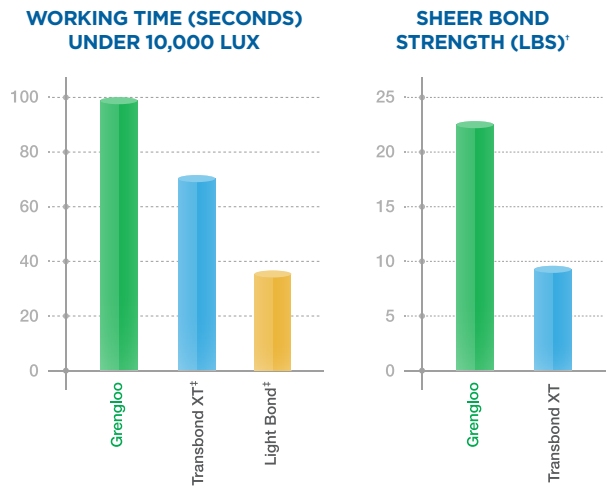

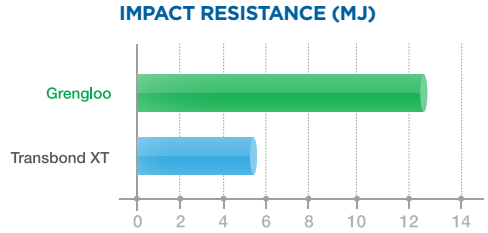

† Testing comparison conducted with Optilux 501 curing light at 60 seconds.
‡ Transbond XT and Light Bond are trademarks of 3M Corp. and Reliance Corp., respectively.

Data on file.

ORTHO SOLO™

Ortho Solo is a universal sealant and bonding primer for use with light-cure and chemical-cure bonding systems. The hydrophilic property of Ortho Solo makes it moisture-tolerant for optimal and reliable orthodontic bonding.

- The glass filler, unique to Ortho Solo, is designed to act as a stress and shock absorber, helping prevent cracks that can lead to bond failures
- No air-dry or light-cure step is needed.

KITS & REPLACEMENTS

Ortho Solo Kit	740-0270
Ortho Solo (four, 5ml bottles)	
Applicator Brushes (75)	**740-0041**
Disposable Wells (1 pkg)	
Ortho Solo Technique Card	**070-0440**

Ortho Solo Refill (one, 5ml bottle)	740-0271

ORTHO SOLO STICK

Your Favorite Bond Enhancer in a Convenient Unidose™ Delivery System

Each Ortho Solo Stick contains enough sealant/bond enhancer for one arch. Simply push the Ortho Solo Stick into the sealant well to access the solution, pull the stick out and immediately apply the liquid to the tooth. No air-dry or light-cure steps needed.

Consistent and accurate dosage minimizes product waste. Unidose delivery reduces the risk of cross contamination and offers a cleaner presentation to your patients. A tightly sealed container ensures that there is no harmful exposure to light and no risk of product evaporation.

KITS & REPLACEMENTS

Box of 10 Sticks (1.2ml total)	740-0269

GEL ETCH

Conveniently packaged in two 5cc syringes, our 29% Gel Etch provides an easily applied alternative to traditional liquid etching. Disposable syringe tips are included to help prevent cross-contamination between patients.

KITS & REPLACEMENTS

Gel Etch Kit	740-0150
Syringes (two, 5cc)	
Disposable Syringe Tips (25/pk)	

Syringe (one, 5cc)	740-0133
Disposal Syringe Tips (25/pk)	740-0134

LIQUID ETCH

Etching Solution contains 37% phosphoric acid.

Bottle of 10ml	740-0038

OPTIBAND™ ULTRA

Single-Paste, Light-Cure Band Cement

OptiBand Ultra is the ideal choice for reliable and convenient banding.

- Quick-Setting, Single-Paste, Light-Cure Formula means no more mixing and no more mess
- Disposable Tips allow application directly into the band for no waste and reduced risk of cross-contamination
- Optional blue color helps make cleanup of excess adhesive easier at both banding and debanding appointments

KITS & REPLACEMENTS

5 Syringes - Tooth Colored (9g total, 10 tips)	740-0291
10 Syringes - Tooth Colored (18g total, 20 tips)	740-0292
5 Syringes - Blue Colored (9g total, 10 tips)	740-0293
10 Syringes - Blue Colored (18g total, 20 tips)	740-0294
Tip Refill (50 tips)	740-0295

DEMI™ PLUS

LED Curing Light System

TRUSTED CURING LIGHT TECHNOLOGY

Demi™ Plus powered by Demetron™ Technology pioneered by our sister company Kerr, has been at the forefront of light curing since its inception. With a lightweight, balanced design and intuitive controls, DemiPlus brings sophisticated engineering, enhanced performance and efficiency to the Orthodontist.

- **True 5-second cure.** Consistent output of Periodic Level Shifting (PLS) delivers a true 5-second* cure
- **Uninterrupted operation.** Whisper-quiet fan and unique thermal control system keeps the unit cool for uninterrupted operation, also extending the overall life of the unit
- **Advanced battery technology.** The lithium-ion battery technology can yield 300, 10-second cures with a single charge
- **Lightweight, ergonomic design.** Multiple holding options reduce hand and arm stress and make it easier to access the posterior

Enhanced Body Design
The exterior is made from Valox resin, a high-performance plastic that will protect and extend the life of your unit.

Extended Light Guide +28% longer reach
The 8 mm Extended Turbo Light Guide enables better application with improved access for posterior procedures.

Advanced Battery Design
The positive contact charger guarantees a snug fit between the contacts on the handpiece and the charger base, and fully coated contacts prevent corrosion over time—ensuring a proper charge with every procedure.

Longer Warranty
Our three-year warranty ensures you get the most value out of your premium investment.

*Follow recommended curing times in the instructions for use of your chosen adhesive or cement.

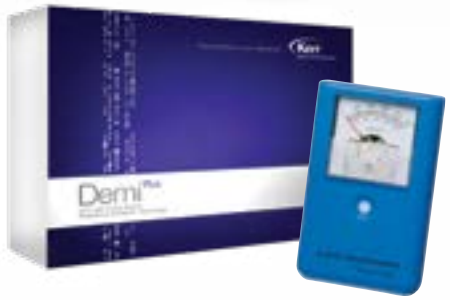

L.E.D. Radiometer

Demi Plus features 3 time settings, 5, 10 and 20 seconds with audible beeps after 5 seconds.

For optimal curing, place the light guide as close to the bracket as possible and ensure the light guide is clean and free from debris.

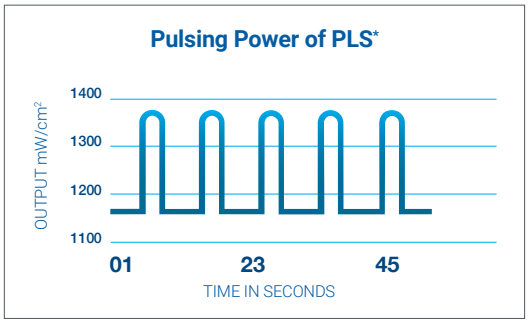

*Internal data on file.

Demi Plus LED Light Curing System (120 V)	910860-1
Handpiece	
8 mm Turbo Extended Light Guide	
Lithium Ion Battery Pack	
Battery Charger	
Power Supply	
Protective Light Shield	

Accessories	
Demi Plus Battery Pack	921918-1
Demi Plus Battery Charger	921919-1
Demi Plus Handpiece Replacement	921920-1
Demi Plus Power Supply	952269
L.E.D. Radiometer	910726
8 mm Turbo Extended Light Guide	921746
4 mm Curved Turbo Light Guide	921676
8 mm Curved Turbo (8 mm x 70 mm)	952213
11 mm Curved Turbo	921551
Protective Light Shield	20816
Demetron LED Light Meter	910726

8 Elastics & Power Products

Ormco's elastomerics have long been regarded for quality and reliability. Manufacturing our own affords us the ability to ensure they are made without natural latex and deliver consistent elasticity over the expected lifespan.

Molded "O"s Short Sticks p. 128

Power Chain p. 129

Tieback Modules p. 130

Power Thread & Tube p. 131

Separators p. 131

Zoo Pack Elastics p. 132

MOLDED " O "s SHORT STICKS

Short Sticks accommodate single-patient use.

- Size .120" available in 24 vibrant colors
- Coordinates with Colored Power Chain
- Flat cross section is designed to provide an improved tie wing fit
- Package of 1,000 (100 trees/10 per tree)

Purple	640-1240
Orange	640-1241
Blue	640-1242
Pink	640-1243
Black	640-1244
Red	640-1245
Neon Green	640-1246
Yellow	640-1247
White	640-1248
Tooth	640-1249
Teal	640-1250
Rose	640-1251
Violet	640-1252
Emerald Green	640-1255
Maroon	640-1256
Gold	640-1257
Silver	640-1258
Jade Green	640-1259
Ruby Red	640-1260
Cobalt Blue	640-1261
Navy	640-1262
Smoke	640-1263
Clear	640-1264
Gray	640-1265
Regular Sampler Pack	640-1270
Metallica Sampler Pack	640-1271

Color Guide	070-0442

POWER CHAIN

ORIGINAL POWER CHAIN

Power Chain I and II are easy-to-use continuous chains of modules for ligation, consolidation and anterior retraction.

- Roll of 15 ft
- Open and wide spacing

COLORED POWER CHAIN

Colored Power Chain features a unique urethane formulation that provides constant application of light forces.

- 19 vibrant colors
- Coordinate with Short Sticks colors
- Open and closed spacing
- Roll of 13.1ft

COLOR	Clear	Grey
Power Chain I (wide space)	639-0012	639-0010
Power Chain II (open space)	639-0013	639-0011

GENERATION II POWER CHAIN

This advanced elastomeric is designed to provide a more uniform continuous force over a longer period of time.

- Closed, open, and wide spacing
- Roll of 13.1 ft

COLOR	Clear	Grey
Generation II (closed space)	639-0002	639-0001
Generation II (open space)	639-0004	639-0003
Generation II (wide space)	639-0019	639-0018

COLOR	Open	Closed
Pink	639-0030	639-0040
Purple	639-0031	639-0041
Black	639-0032	639-0042
Green	639-0033	639-0043
Red	639-0034	639-0044
Blue	639-0035	639-0045
Orange	639-0036	639-0046
Yellow	639-0037	639-0047
White	639-0038	639-0048
Teal	639-0050	639-0060
Rose	639-0051	639-0061
Violet	639-0052	639-0062
Emerald Green	639-0053	639-0063
Silver	639-0054	639-0064
Maroon	639-0055	639-0065
Gold	639-0056	639-0066
Jade Green	639-0057	639-0067
Ruby Red	639-0058	639-0068
Cobalt Blue	639-0059	639-0069

TIEBACK MODULES

DAMON TIEBACK MODULES

Designed exclusively for the Damon System, the Damon Tieback Modules are manufactured with the same fatigue-resistant material as Ormco's popular Generation II Chain.

- Optimized force-memory and elongation properties is designed to provide uniform forces throughout treatment
- Tear-resistant
- Available in two sizes
- Availabe in two colors (gray and clear) to complement all Damon bracket systems

LENGTH (40/pk)	clear	grey
6.1 mm	637-0012	637-0011
8.6 mm	637-0022	637-0021



POWER THREAD & TUBE

POWER THREAD

- Consistent, reliable performance
- Ideal for rotation, corrections and cuspid retractions

SIZE	LENGTH	Clear	Grey
.025"	25 ft	640-1026	640-1025
.030"	25 ft	640-1031	640-1030
.025"	50 ft	640-2026	640-2025
.030"	50 ft	640-2031	640-2030

POWER TUBE

- Hollow channel allows for secure knotting

SIZE	LENGTH	Clear	Grey
.025"	25 ft	640-4026	640-4025
.030"	25 ft	640-4031	640-4030
.025"	50 ft	640-6026	640-6025
.030"	50 ft	640-6031	640-6030

SEPARATORS

- Radiopaque
- Provide continuous forces
- Effective in both anterior and posterior sections
- Highly visible blue color

Pack of 1,000	640-0080



ZOO PACK ELASTICS

- High-quality surgical latex
- Consistent force pull
- Force ratings based on elastic being extended three times listed diameter
- Available in 10 sizes of assorted Color Packs (pink, orange, green and purple)
- Zoo Packs contain 50 bags of 100

SHADED SIZES ARE AVAILABLE IN ORMCO COLOR PACKS

Chipmunk	636-0113	**Bear**	636-0122
Rabbit	636-0114	**Impala**	636-0125
Fox	636-0115	**Ram**	636-0126
Penguin	636-0116	**Moose**	636-0127
Monkey	636-0117	**Buffalo**	636-0128

INTRAORAL ELASTICS

EXTRAORAL ELASTICS

strength	light	medium	med / heavy	heavy	extra heavy	light	heavy
SIZE	2oz — 60g	3oz — 85g	3.5oz — 100g	4.5oz — 130g	6 oz — 170 g	8 oz — 230 g	14 oz — 400 g
1/8" 3.18 mm	Hummingbird 630-0010		Chipmunk 630-0030				
3/16" 4.76 mm	Quail 630-0011	Otter 630-0020	Rabbit 630-0031	Kangaroo 630-0040	Impala 630-0050	Cougar 635-0058	
1/4" 6.35 mm	Owl 630-0012	Seal 630-0021	Fox 630-0032	Bear 630-0041	Ram 630-0051	Leopard 635-0059	
5/16" 7.94 mm	Parrot 630-0013	Dolphin 630-0022	Penguin 630-0033	Zebra 630-0042	Moose 630-0052	Panther 635-0060	Walrus 635-0065
3/8" 9.35 mm	Road Runner 630-0014	Turtle 630-0023	Monkey 630-0034	Camel 630-0043	Buffalo 630-0053	Tiger 635-0061	Elephant 635-0066
1/2" 12.7 mm	Peacock 630-0015		Donkey 630-0035			Lion 635-0062	Whale 635-0067
5/8" 15.9 mm	Eagle 630-0016		Llama 630-0036				
3/4" 19.1 mm	Ostrich 630-0017		Giraffe 630-0037				

Animal Zoo Packs	Master Pouches of 50 Zoo Packs	Color Packs of 40 Zoo Packs
LIGHT - 2 OZ		
Hummingbird	630-0010	
Quail	630-0011	
Owl	630-0012	
Parrot	630-0013	
Road Runner	630-0014	
Peacock	630-0015	
Eagle	630-0016	
Ostrich	630-0017	
MEDIUM - 3 OZ		
Otter	630-0020	
Seal	630-0021	
Dolphin	630-0022	
Turtle	630-0023	
MEDIUM HEAVY - 3.5 OZ		
Chipmunk	630-0030	636-0013
Rabbit	630-0031	636-0014
Fox	630-0032	636-0015
Penguin	630-0033	636-0016
Monkey	630-0034	636-0017
Donkey	630-0035	
Llama	630-0036	
Giraffe	630-0037	

Animal Zoo Packs	Pouches of 15 Zoo Packs	Master Pouches of 50 Zoo Packs	Color Packs of 40 Zoo Packs
HEAVY - 4.5 OZ			
Kangaroo		630-0040	
Bear		630-0041	636-0122
Zebra		630-0042	
Camel		630-0043	
EXTRA HEAVY - 6 OZ			
Impala		630-0050	636-0125
Ram		630-0051	636-0126
Moose		630-0052	636-0127
Buffalo		630-0053	636-0128
LIGHT - 8 OZ HEADGEAR			
Cougar	635-0058	634-0000	
Leopard	635-0059	634-0001	
Panther	635-0060	634-0002	
Tiger	635-0061	634-0003	
Lion	635-0062	634-0004	
HEAVY - 14 OZ HEADGEAR			
Walrus	635-0065	634-0012	
Elephant	635-0066		
Whale	635-0067	634-0014	

ZOO PACK DISPENSER

- Convenient, clear plexi rack
- Holds 6 Zoo Pack boxes
- Easily mounts on wall or sits on counter top (Zoo Packs not included)

Dispenser (Zoo Packs not included)	630-0000

9 Intraoral / Noncompliance

AdvanSync 2 p. 136

VectorTAS Temporary Anchorage System p. 138

Bite Turbos p. 140

Q.C.M. Retainer p. 140

Coil Springs p. 141

Pletcher Springs & Tie Hooks p. 143

Power Pins & Ligature Wires p. 144

Arch Hooks, Stops, Spacers p. 145

Lingual Retainers p. 147

Precision Lingual Hinge Cap p. 148

Lingual Attachments p. 149

Sheaths p. 151

ADVANSYNC™ 2

AdvanSync 2 helps eliminate the need for patient compliance and features a compact design for patient comfort. It offers ideal range of movement for patients in either mixed or permanent dentition.

AdvanSync™ 2
CLASS II MOLAR–TO–MOLAR

CLASS II TREATMENT IN CLASS I TIME

- Ability to place simultaneously with initial bonding, synchronizing Class II treatment with therapy may reduce total treatment times
- Provides constant activation
- Improves jaw position immediately

ENGINEERED FOR EFFICIENT CORRECTION

- Electro-polished rods with radiused corners and electro-polished internal sleeves for smooth operation
- Reinforced Spiralock™ threading maximizes screw engagement
- Upper and lower dual hole casing to enable customized activation for treatment versatility
- Large lumens with radiused internal edges designed for more freedom of lateral movement resulting in smoother opening and closing of the mechanism

AdvanSync's arms are a fraction of the size of those in traditional Herbst®* appliances, and is designed to sit further back in the mouth for greater patient comfort and reduced visibility.

AOA's expert lab technicians fully customize AdvanSync 2 appliances to each doctor's specific preferences and needs.

To place your custom product order, visit aoalab.com or call 800-262-5221.

AdvanSync 2

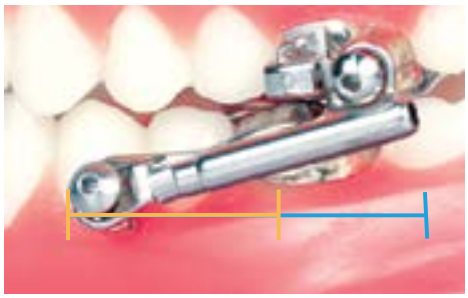

Herbst Appliance

* Herbst is a registered trademark of Dentaurum Inc.

AdvanSync 2 (10 Patient Kit)	600-4200
Rods/Telescopes	20
Screws	40
Upper Crowns	20
Lower Crowns	20
1mm Spacers	40
2mm Spacers	80
Extenders	20
Large Wrench	1
Small Wrench	5

REORDER COMPONENTS

Telescoping Rods – Left	600-4240
Telescoping Rods – Right	600-4241
Screws	600-4270

UPPER FIRST MOLAR CROWNS	
UL-Size 4	600-4204
UL-Size 5	600-4205
UL-Size 6	600-4206
UL-Size 7	600-4207
UR-Size 4	600-4214
UR-Size 5	600-4215
UR-Size 6	600-4216
UR-Size 7	600-4217

LOWER FIRST MOLAR CROWNS	
LL-Size 4	600-4224
LL-Size 5	600-4225
LL-Size 6	600-4226
LL-Size 7	600-4227
LR-Size 4	600-4234
LR-Size 5	600-4235
LR-Size 6	600-4236
LR-Size 7	600-4237

1 mm Spacers	600-4271
2 mm Spacers	600-4272
4 mm Spacers	600-4273
Extenders	600-4278
Hex Key .050 (for screws)	600-4290
Hex Key .094 (for extenders)	600-4291
Instructions	070-5672

VECTORTAS™

VectorTAS is a coordinated system of miniscrews, attachments and instruments designed to facilitate a wide range of orthodontic movements using simple mechanics.

- Reduce anchorage demand for more control
- Alternative to headgear
- Reduce need for patient compliance

SIMPLE SYSTEM

VectorTAS is a complete system that combines user-friendly protocols, products, packaging and mechanics to simplify treatment.

- Simple color-coded atlas guides proper miniscrew selection
- Complete kit for one-stop shopping

6mm	Facial Surface – Maxillary/mandibular alveolar ridge (mesial to cuspid), mandibular symphysis
8mm	Facial & Lingual Surfaces – Maxillary/mandibular alveolar ridge (mesial to second molar)
10mm	Retromolar Area
12mm	Infrazygomatic Crest

VECTORTAS KIT

The VectorTAS kit, including the patented VectorTAS Atlas, includes everything you need to treat approximately 10 cases*. Each kit includes:

- Miniscrew assortment
- Driver and tips
- Spring assortment
- Initiators
- Tissue punches
- Typodont
- Technique guide
- Crimpable posts
- Protocol guide

* Results may vary.

VectorTAS Kit (10 - patient)	601-0010

SCREWS	
VectorTAS 6mm Mini-Screw (6/pk)	601-0020
VectorTAS 8mm Mini-Screw (6/pk)	601-0021
VectorTAS 10mm Mini-Screw (6/pk)	601-0022
VectorTAS 12mm Mini-Screw (6/pk)	601-0023

SCREWS	
VectorTAS Single Delta 10mm 50g Spring w/ Swivel (6/pk)	601-0030
VectorTAS Single Delta 10mm 150g Spring w/ Swivel (6/pk)	601-0031
VectorTAS Single Delta 10mm 250g Spring w/ Swivel (6/pk)	601-0032
VectorTAS Single Delta 5mm 50g Spring w/ Swivel (6/pk)	601-0033
VectorTAS Single Delta 5mm 150g Spring w/ Swivel (6/pk)	601-0034
VectorTAS Single Delta 5mm 250g Spring w/ Swivel (6/pk)	601-0035
VectorTAS Double Delta 5mm 150g Spring w/ Swivel (6/pk)	601-0036
VectorTAS Double Delta 10mm 150g Spring w/ Swivel (6/pk)	601-0037
VectorTAS Double Delta 5mm 250g Spring w/ Swivel (6/pk)	601-0039
VectorTAS Double Delta 5mm 250g Spring w/ Swivel (6/pk)	601-0038
VectorTAS Crimpable Post (6/pk)	601-0040

INSTRUMENTS	
VectorTAS Modular Driver with Contra-angle attachment and tips	601-0007
VectorTAS Driver Tip 40mm (2/pk)	601-0011
VectorTAS Driver Tip 22mm (2/pk)	601-0012
VectorTAS Modular Driver Tip (2/pk)	601-0013
VectorTAS Initiator (2/pk)	601-0002

BITE TURBOS

- Bite Turbos can be placed on the lingual of upper or lower anteriors. One to four may be placed
- Occlusal table is horizontal
- Easy removal with the ETM Lingual Debonding Plier (Part No. 800-0431)

Bite Turbos (minimum order of 10)	350-0000

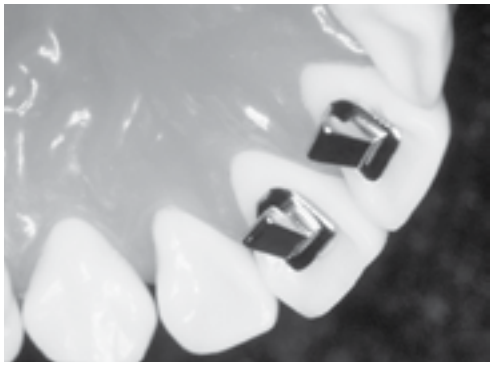

Q.C.M. RETAINER

When your patients' braces come off, the only thing they want to see is their beautiful smile. The Q.C.M Retainer allows the clinician to offer an aesthetic version of the traditional bow retainer. It is easy to form and deliver, requires no special tools, and will allow you to fulfill your patients' aesthetic needs through retention. The Q.C.M. Retainer comes in three sizes in looped and non-looped configurations.

DESCRIPTION	
42mm (5/pk)	204-1042
42mm with Loops (5/pk)	204-1142
48mm (5/pk)	204-1048
48 mm with Loops (5/pk)	204-1148
54mm (5/pk)	204-1054
54mm with Loops (5/pk)	204-1154

Q.C.M. Retainer

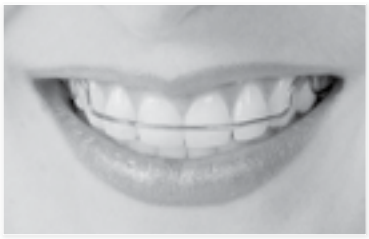

Traditional Retainer

COIL SPRINGS

NI-TI SPRINGS: OPEN-COIL (COMPRESSION)

Cuspid Retraction The open-coil span is placed between the upper centrals and cuspids. A crimpable stop can be used for cuspid retraction.

Distalizing Molars/Anterior Unraveling The compression spring is placed mesial to the first molar and a crimpable stop is set to activate the spring.



7" LENGTHS	COIL I.D.	PART #
Light (3/tube)	.010 x .030	221-5510
Medium (3/tube)	.012 x .030	221-5512
Heavy (3/tube)	.014 x .036	221-5514

NI-TI SPRINGS: CLOSED-COIL (EXTENSION)

Cuspid Retraction Eyelets are hooked on a free-sliding crimp hook placed mesial to the cuspid or on a Hemi-Hook of the cuspid bracket. If desired, a crimpable stop can be placed on the archwire to control the amount of retraction.

Distalizing Molars/Anterior Unraveling Crimpable sliding hook used as tie-back is placed distal to the lateral incisor. Eyelets are hooked onto the crimp hook and first molar buccal tube hook to activate retraction.

LENGTH	FORCE	COIL I.D.	PART #
9 mm	Light	.010 x .030	222-5610
12 mm	Medium	.010 x .030	222-5612
9 mm	Heavy	.010 x .030	222-5620

Box of 10 springs with eyelets

TMA COIL SPRINGS



TUBE OF THREE 7 1/2" LENGTHS	OPEN COIL I.D.	PART #
Light	.009 x .060	221-0901
Medium	.010 x .060	221-1001
Heavy	.0115 x .060	221-1150

TUBE OF THREE 7" 1/2 LENGTHS	STOP WOUND COIL I.D.	PART #
Light	.009 x .060	222-0901
Medium	.010 x .060	222-1001

CHROME ALLOY COIL SPRINGS

High-spring properties are ideally suited for orthodontic use. An .030" coil I.D., in two-foot length, packaged in a convenient plastic dispenser.

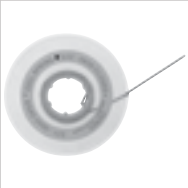

CLOSED COIL SPRINGS	PART #
.008 x .030	222-0830
.009 x .030	222-0930
.010 x .030	222-1030

OPEN COIL SPRINGS	PART #
.008 x .030	221-0830
.009 x .030	221-0930
.010 x .030	221-1030

ALIGN™ NICKEL-TITANIUM COIL SPRINGS

Nickel-titanium springs deliver lower force levels which can help minimize discomfort.



OPEN COIL SPRINGS (COMPRESSION)	WIRE DIAMETER	COIL DIAMETER	PART #
7" Light Force (3/pk)	.010	.030	704-6047
7" Medium Force (3/pk)	.012	.030	704-6049
15" Light Force (spool)	.010	.030	704-6052
15" Medium Force (spool)	.011	.030	704-6054
15" Medium Force (spool)	.012	.030	704-6055
Open-Wound Coil	.010	.030	704-6024

CLOSED COIL SPRINGS (EXTENSION)	WIRE DIAMETER	COIL DIAMETER	PART #
6 mm Light Force (10/pk)	.010	.030	704-6037
9 mm Light Force (10/pk)	.010	.030	704-6036
12 mm Light Force (10/pk)	.010	.030	704-6040
15 mm Light Force (10/pk)	.010	.030	704-6042
6 mm Medium Force (10/pk)	.011	.030	704-6065
9 mm Medium Force (10/pk)	.011	.030	704-6066
12 mm Medium Force (10/pk)	.011	.030	704-6062
15 mm Medium Force (10/pk)	.011	.030	704-6063
9 mm Heavy Force (10/pk)	.012	.030	704-6039
12 mm Heavy Force (10/pk)	.012	.030	704-6041
15 mm Heavy Force (10/pk)	.012	.030	704-6043

PLETCHER SPRING

Used during retraction stage of treatment for closing space by providing a positive, constant tension. Close-wound spring features coil loop at distal end, 90˚ to helix. Mesial end has an extended straight length from helix.

50/pk	
.009 x .030	704-6021
.011 x .030	704-6022

TIE HOOKS

KOBAYASHI READY-TO-USE AUXILIARY TIE HOOKS

Quickly tied in place in the same manner as a standard ligature wire. Made from easily adaptable .012, .014 or .016 ligature wire. Wires are spot-welded together to form a hook; a straight hook can be formed for up or down usage with looped end for patient comfort.

100/pk	
.012	271-0012
.014	271-0014
.016	271-0016

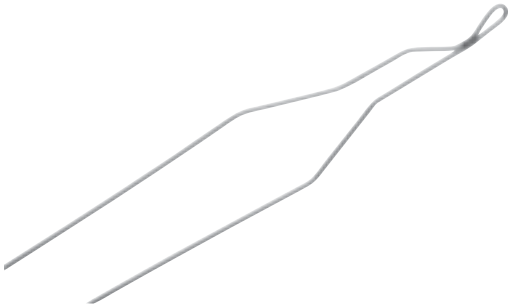

POWER PINS

Power Pins are ideal for engaging any type of elastomerics. They are designed to be used with either the right or left. Power Pins are used in place of Kobayashi Ties or Bracket Hooks.

100/pk	704-6031

LIGATURE WIRES

PREFORMED LIGATURE WIRES

Ormco's Preformed Ligature Wires are made of diamond-drawn chrome-alloy stainless steel and cut to ample length to fit all standard ligature-tying pliers. Consistent, preformed shape ties with minimum effort.

Crimpable sliding hook used as tie-back is placed distal to the lateral incisor. Eyelets are attached onto the crimp hook and first molar buccal tube hook to activate retraction.

1,000/pk (3 TUBES)	PART #
.009	270-0009
.010	270-0010
.011	270-0011
.012	270-0012

TEFLON™*-COATED LIGATURE WIRES

Ormco's Teflon-coated Ligature Wires provide the strength and security of steel ligatures, yet maintain the aesthetic appeal needed for use with clear brackets. The core wire is .008″ stainless steel. The outer diameter, following coating, is .012″.

100/pk	**272-0012**

*Teflon is a registered trademark of DuPont

MINI-TWISTED KOBAYASHI LIGATURES

Ormco's Mini-Twisted Ligatures and Kobayashi Hooks allow for easy archwire ligation. The unique design fits easily over any bracket.

Teflon-coated Kobayashi Hooks provide the strength and security of steel ligatures, yet maintain the aesthetic appeal needed for use with clear brackets.

LIGATURE TIES (1,000/pk)	PART #
.010	270-0001

KOBAYASHI HOOKS (100/pk)	PART #
.012	271-0000
.014	271-0001

TOOTH-COLORED KOBAYASHI HOOKS (100/pk)	PART #
.016	271-0006

ARCH HOOKS, STOPS & SPACERS

CRIMPABLE BALL HOOK

For use when extra retraction is needed on anteriors or the brackets are without attachments and you need a ball hook option. A Crimpable Ball Hook can be placed mesial to the cuspid anywhere on the arch without having to remove or replace the archwire. Just position the hook, then crimp in both the occluso-gingival and mesio-distal directions. The hook stays snug on any size archwire, and its smooth ball and corrosion-resistant stainless steel finish are designed for patient comfort. Use it in place of Kobayashi Hooks or pre-posted archwires.

Crimpable Ball Hook (50/pk)	704-9000

CRIMPABLE EDGEWISE ARCH HOOKS AND STOP

Crimpable stops or spacers are made of heavy-wall, soft-temper tubing. May be used for sliding spacers or crimped around the archwire for non-sliding hook or stop.



HOOK - 2MM (minimum order of 10)	PART #
.018 x .025	663-0218
.022 x .028	663-0222

STOP OR SPACER - 2MM (minimum order of 10)	PART #
.018 x .025	624-1825
.022 x .028	624-2228

RECTANGULAR TUBE	PART #
Criss-Cross .022 x .028 (10/pk)	199-0895

CRIMPABLE ARCH HOOK & STOPS OR SPACERS (ROUND)

Crimpable .015.

HOOK - 2MM (minimum order of 10)	PART #
.022	661-0022

STOP OR SPACER - 2MM (40/pk)	PART #
.019 ID x .030 OD	623-0262
.030 ID x .041 OD	623-0263

WELDABLE ARCH STOP OR SPACER

This weldable stop or spacer is made of thin-wall, medium-hard temper tubing. May be used as a sliding spacer or welded to the archwire for a stop.

STOP OR SPACER - 1MM	PART #
.052 (50/pk)	622-0151

LINGUAL RETAINERS

BONDABLE LINGUAL RETAINER

Fabricated in an arch form designed for minimal adaptation, this retainer may be placed prior to appliance removal while the case is bonded or after bond removal. A measuring template is provided to assist in selecting the proper size.

Seven sizes of 3 x 3 retainers provide the necessary range for fitting of the retainer to the patient. The retainer may be fitted to a model or in some cases directly to the patient.

.030 Diameter

Size 0, 32mm	204-0010	**Size 4, 36mm**	204-0014
Size 1, 33mm	204-0011	**Size 5, 37mm**	204-0015
Size 2, 34mm	204-0012	**Size 6, 38mm**	204-0016
Size 3, 35mm	204-0013		

PRECISION™ LINGUAL HINGE CAP



LOW PROFILE, SMOOTH CONTOUR

The Precision Lingual Hinge Cap is designed to minimize the difficulty of lingual wire insertion and removal. A secure lock over the wire is achieved without the double-back bend required in many applications with traditional sheaths.

The Precision Lingual Hinge Cap is designed to accommodate up to .032 x .032 (square) and .032 (round) wires. Designed with built-in torque, in both uppers and lowers, makes it an equally appropriate choice for both passive and active lingual arch applications.

TUBE OF THREE 7" LENGTHS	TORQUE	PART #
Upper First Molar (Left/Right)	+12°	134-0005
Lower First Molar (Left/Right)	-6°	134-0015

LINGUAL HINGE CAP OPENING TOOL*

The Lingual Hinge Cap Opening Tool is to be used with the hinge cap molar attachments. It is designed to exert the adequate leveraged force to open the Precision Lingual Hinge Cap.

802-1001

*Also used for opening Alias Lingual Brackets (see Section 1)

LINGUAL ATTACHMENTS

EASY-THREADING EYELETS

Designed for patient comfort. Packaged in convenient strip form. Minimum order of 100 loose or 10 direct bond pads.



Flat – Loose or Prewelded	612-0001
Flat – Direct Bond Pad	300-0091
Curved – Direct Bond Pad	300-0090

LINGUAL BUTTONS

Integral one-piece construction with a curved design and rounded contours designed for patient comfort. Minimum order of 10.

Flat – Loose or Prewelded	610-0001
Curved – Loose or Prewelded	610-0002
Molar – Loose or Prewelded	610-0003
Flat – Direct Bond Pad	300-0097
Curved – Direct Bond Pad	300-0096
Plastic Button – Loose	610-0010

CONTOURED LINGUAL SEATING LUGS

Cuspid and bicuspid lugs are contoured for easy welding. Minimum order of 100.

Anterior	615-0101
Cuspid & Bicuspid	615-0201

MOLAR SEATING LUGS

Designed for molars and patient comfort. Two lugs per band. Minimum order of 100.

Molar Seating Lugs	615-0301

LINGUAL BALL HOOK

Unique bayonet offset with precision ball on end. Available prewelded to the band of your choice. Specify mesial or distal placement.

10/pk	613-0015

AUXILIARY HOOK (FOR ELASTICS)

Provided with handle for easy welding and rounded corners for patient comfort. Minimum order of 10.

646-0001

ELASTILUGS

Elastilugs combine a lingual hook with a seating lug. For use on anteriors, cuspids, bicuspids and molars. The long oval lingual hook helps prevent elastics from slipping off and the base is contoured for easy welding. Minimum order of 100 loose or 10 direct bond pads.

Curved – Loose or Prewelded	614-0001
Flat – Loose or Prewelded	614-0022
Curved – Direct Bond Pads	300-0094

VERSATILE PRECISION CLEATS

Precision quality assures uniform size, shape and wing length. Versatile design provides for use of either one or both wings. May be flattened against tooth for patient comfort when not in use.

Molar cleat is larger and thicker for more weld security. Minimum order of 100 loose or 10 direct bond pads.

6.9 mm Molar – Loose or Prewelded	613-0010
5 mm Bicuspid – Loose or Prewelded	613-0012
5 mm Bicuspid – Direct Bond Pads	300-0092

LINGUAL CLEATS

SMALL (FOR CUSPIDS AND BICUSPIDS)	PART #
Direct Bond Foil Mesh (25/pk)	704-4014

SHEATHS

MESIAL OFFSET SHEATHS

Ormco's Mesial Offset Sheath was specifically designed for patient comfort and ease of use. The 6° mesial offset assists in insertion and removal of transpalatal bars.

10/PK	PART #
.036 Right, 6° Mesial Offset UR/LL	678-3672
.036 Left, 6° Mesial Offset UL/LR	677-3672

BURSTONE PRECISION LINGUAL BRACKET

Minimum order of 10.

FOR .032 X .032 ARCHES	PART #
Upper +12° torque	134-0001
Lower -6° torque	134-0010

HORIZONTAL LINGUAL SHEATHS

With window and locking indent. Locking indent stabilizes archwire position and holds the wire firmly in place. Minimum order of 10.



FOR DOUBLED WIRE	PART #
.030 Round	672-3060
.036 Round	672-3672

AVAILABLE WITH MESIO-DISTAL HOOK (FOR DOUBLED WIRE)	PART #
.036 Round UL/LR	673-3672
.036 Round UR/LL	674-3672

SHEATH WITH WINDOW

One-piece cast lingual sheaths have a short base mesio-distally for adaptation to either first or second molar bands. Low profile, rounded contours for patient comfort; integral, cast and malleable hook. Fits both lefts or rights.

25/PK	PART #
.036 with Hooks	704-4012

LINGUAL SHEATHS

Minimum order of 10.

WITH SHORT 2.2 MM BALL HOOK	PART #
.036 Sheath UL/LR, Disto-gingival	676-3671
.036 Sheath UR/LL, Disto-gingival	675-3671
.036 Sheath UL/LR, Mesio-gingival	676-3673
.036 Sheath UR/LL, Mesio-gingival	675-3673

WITH 3.2 MM BALL HOOK	PART #
.036 Round UL/LR, Disto-gingival	676-3672
.036 Round UR/LL, Disto-gingival	675-3672

VERTICAL LINGUAL SHEATHS

Use with all lingual attachments that have vertical insertion tabs. Designed for patient comfort, this one-piece cast sheath adapts easily to either first or second molar bands. Fits both lefts and rights.

25/PK	PART #
.036	704-4001

10 Extraoral Appliances

Adjustable Dynamic & Asian Profile Protraction Facemasks p. 154

Bright-Gear p. 155

SR & SRX Facebows p. 156

AD PROTRACTION FACEMASK

Developed by Dr. Fernando Morales, the AD (Adjustable Dynamic) Protraction Facemask is designed with patient compliance in mind. The AD Protraction Facemask provides dynamic movement in the forehead rest while allowing the chin cup to slide vertically along the main frame. This means ease of movement while sleeping, talking, or anytime the jaw is moving.

Move the skeletal Class III maxilla forward while stabilizing or retracting the mandible can also be used to close and correct negative overjet. Ormco's Whale or Walrus elastics are recommended with the AD Facemask.

- Easily adjusted
- Comfortably worn
- Replaceable pads

AD PROTRACTION FACEMASK

Blue Facemask	716-0001
Lavender Facemask	716-0002
Chin and forehead - Replacement Pads (3/pk)	716-0003
Hex Key	716-0004

ASIAN PROFILE PROTRACTION FACEMASK

Blue Facemask	716-0011
Lavender Facemask	716-0012
Replacement Pads (3/pk)	716-0005
Hex Key	716-0004

BRIGHT-GEAR

BREAK-AWAY RELEASE MODULES

10/pk	Part #
Medium (white)	715-1020
Heavy (gray)	715-1021
C-Type - Medium (white)	715-2020
C-Type - Heavy (grey)	715-2021

HIGH-PULL STRAPS

10/pk	Part #
Black	715-1011
Pink	715-1012
Yellow	715-1013

COMPLETE HIGH-PULL HEADGEAR KIT	715-1011
Black Strap	
Medium Force Release Modules (2/pk)	

CERVICAL NECK PADS

10/pk	Part #
Demin	715-1001
Pink	715-1002
Yellow	715-1003
Blue	715-1004
Green	715-1005
Black	715-1006

SAMPLE PACK	Part #
5 cervical neck pads in blue, black, denim, green, and pink	715-1009

COMPLETE CERVICAL HEADGEAR KIT	715-1000
Denim Pad	
Medium Force Release Modules (2/pk)	

COLORED FACEBOW (.45 dimension only)

inner arch	style	pink	yellow	orange	black	white
SHORT OUTER BOW WITH HORIZONTAL HOOKS						
Size 3	Omega Loops	200-0323	200-0423	200-0523	200-0623	200-0723
Size 4	Omega Loops	200-0324	200-0424	200-0524	200-0624	200-0724
Large	Plain	200-0328	200-0428	200-0528	200-0628	200-0728
SHORT OUTER BOW WITH HORIZONTAL HOOKS						
Size 3	Omega Loops	200-0343	200-0443	200-0543	200-0643	200-0743
Size 4	Omega Loops	200-0344	200-0444	200-0544	200-0644	200-0744

SRX FACEBOW

- Expanded outer bow
- Stainless steel
- Tubing reinforced outer bow

inner arch	style	.045
SHORT OUTER BOW WITH HORIZONTAL HOOKS		
Size 3	**Omega Loops**	200-1223
Size 4	**Omega Loops**	200-1224
Large	**Plain**	200-1228
MINI-SHORT OUTER BOW WITH HORIZONTAL HOOKS		
Size 3	**Omega Loops**	200-1243
Size 4	**Omega Loops**	200-1244

SR FACEBOW

inner arch	style	.045	.051
LONG OUTER BOW WITH HORIZONTAL HOOKS			
Size 1	Omega Loops	200-0201	
Size 2	Omega Loops	200-0202	
Size 3	Omega Loops	200-0203	
Size 4	Omega Loops	200-0204	
Size 5	Omega Loops	200-0205	
Large	Plain	200-0208	200-0218
SHORT OUTER BOW WITH HORIZONTAL HOOKS			
Size 1	Omega Loops	200-0221	
Size 2	Omega Loops	200-0222	200-0232
Size 3	Omega Loops	200-0223	200-0233
Size 4	Omega Loops	200-0224	200-0234
Size 5	Omega Loops	200-0225	
Small	Plain	200-0227	
Large	Plain	200-0228	200-0238
MINI-SHORT OUTER BOW WITH HORIZONTAL HOOKS			
Size 1	Omega Loops	200-0241	
Size 2	Omega Loops	200-0242	200-0252
Size 3	Omega Loops	200-0243	200-0253
Size 4	Omega Loops	200-0244	200-0254
Size 5	Omega Loops	200-0245	200-0255
SUPER-SHORT OUTER BOW WITH HORIZONTAL HOOKS			
Size 2	Omega Loops	200-0262	
Size 3	Omega Loops	200-0263	
Size 4	Omega Loops	200-0264	
Size 5	Omega Loops	200-0265	
Small	Plain	200-0267	
Large	Plain	200-0268	

11 Supplies

Infection Protection p. 160

Quad Box, Toothbrushes p. 162

Straight Electrode, Ball Electrode, Cross-Elastic Electrode, Notched Electrode p. 163

Silver Solder p. 164

INFECTION PREVENTION

Help protect your practice with trusted products from an industry leader in infection prevention

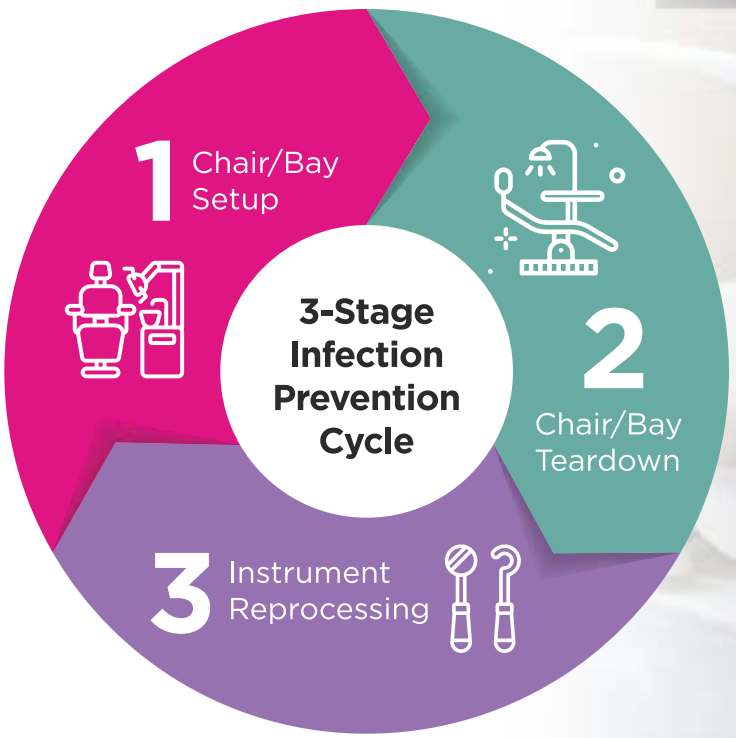

Introducing a suite of high-quality infection prevention products brought to you through our partnership with our sister company, Metrex, an industry leader in infection prevention and control.

*EPA list N (https://www.epa.gov/pesticide-registration/list-n-disinfectants-use-against-sars-cov-2)

3-STAGE INFECTION PREVENTION CYCLE

1 Chair/Bay Set-up → 2 Chair/Bay Teardown → 3 Instrument Reprocessing

CaviCide™ Disinfectant 1 2

A convenient, ready-to-use, intermediate level disinfectant on EPA List N: Disinfectants for Use Against SARS-CoV-2 (COVID-19).* Effective against TB in 3 minutes, and HIV-1, HCV, HBV, MRSA. Disinfectant, cleaner all-in-one product for use on hard, nonporous surfaces.

CaviWipes™ Towelettes 1 2

CaviCide and towelette in one. Kills TB in 3 minutes and MRSA, HIV-1, HBV, and HCV. Sturdy, durable, nonwoven towelette for use on hard, nonporous surfaces.

VioNex™ Antimicrobial Liquid Soap 1 2 3

Creamy antimicrobial liquid soap, ideal for frequent use. Effective bacteria reduction. Lotion-based formula for extra softness. Mild and non-drying to skin, contains emollients and softeners.

VioNexus™ No Rinse Spray 1 2 3

Moisturizing waterless hand sanitizer. The 72% ethanol formula contains emollients and is recommended for repeated use.

ProCide-D™ Sterilant 3

ProCide-D is a long life buffered glutaraldehyde solution that is recommended for the sterilization of heat sensitive, immersible dental equipment and instruments.

item	qty	part number
SURFACE DISINFECTANT		
Caviwipes	1 Case, 12 Canisters	13-1100
Caviwipes XL	1 Canister	13-1150
Caviwipes Flat Pack	1 Flat Pack	13-1224
Cavicide	1 Gal Bottle	13-1000
Cavicide 24 Oz.	1 24 Oz. Bottle	13-1024
HAND SOAP & SANITIZER		
Vionex Liquid Soap	18 Oz. With Pump	10-1518
Vionexus No-Rinse Spray	2 Pack, 1L Bottles	10-1800
Vionexus 1l No Touch Dispenser	1 Dispenser	10-1810
INSTRUMENT REPROCESSING		
Procide-D 28 Day	1 Gal Bottle	10-2860

Metrex INFECTION PREVENTION | Ormco YOUR PRACTICE. OUR PRIORITY.

ORDER TODAY

Call Ormco Customer Care at **1-800-854-1741**
or contact your Ormco sales representative

QUAD™ BOX

Ormco's QUAD Delivery System makes inventory management and case setup easy.

- Compact and portable for easy transportation from chair to chair
- Holds up to 50 cases of product
- Furnished with identification stickers to easily label box contents
- Product compatible with the Damon System, Accent Mini Buccal Tubes, SnapLink Tubes, SL Buccal Tubes, Titanium Tubes, ICE, STb and Damon 7

Quad Box	070-0160

ORGANIZERS	
Band box with built in tray	070-0740
Quad Bracket Set up Tray (20/pk)	740-0297
Slide cap box	070-1009
Disposable Set up Tray (40/pk)	740-0076
Twin Bracket 28 Cavity Storage Box	070-0748

TOOTHBRUSHES

TRAVEL TOOTHBRUSHES

Designed for the orthodontic patient's use away from home. Ideally suited for carrying in pocket or purse. Bristle portion fits into handle, maintaining sanitary condition for continued use. Available in assorted colors – red, pink, blue, yellow and green..

50/pk	711-0009

STRAIGHT ELECTRODE

- Stops and tiebacks
- Elastic hooks
- Combination of up and down hooks with headgear or Class II or Class III elastic hooks

100/pk	
.025 Brass Wire	758-0025
.028 Brass Wire	758-0028
.032 Brass Wire	758-0032

BALL ELECTRODE

- Lingual arches
- Reinforcing wires on models
- Attachment of auxiliaries
- Elastic hooks to bands
- Reinforcing lingual surface of anterior bands
- .032 brass wire

100/pk	
Small	758-0232
Medium	758-0233
Large	758-0234

CROSS-ELASTIC ELECTRODE

- Attach to bands for cross-elastic wearing
- Ball at end to reduce tissue irritation

100/pk	
.028 Brass Wire	758-0328

NOTCHED ELECTRODE

- Stops and tiebacks
- Elastic hooks
- Headgear hooks
- To carry solder to a joint for attachment of auxiliaries such as “H” springs and torquing springs

100/pk	
.025 Brass Wire	758-0125
.028 Brass Wire	758-0128
.032 Brass Wire	758-0132

SILVER SOLDER

Silver solder offers excellent flow for easy working. The high silver content has been formulated for orthodontic chrome alloy use and is cadmium-free. Packaged in 1 dwt plastic container.

.015 Wire	759-0015
.025 Wire	759-0025

12 Ormco Instruments

Ormco Premium p. 166

Ormco Legacy p. 175

Ormco Value p. 180

Warranty / Repair & Care p. 186

ORMCO PREMIUM



UNIVERSAL DISTAL END CUTTER W/HOLD

- **866-2000** | Cutting Capacity: Maximum: .021" x .025" , Minimum: .012"

LONG HANDLE UNIVERSAL CUTTER W/HOLD

- **866-2001** | Cutting Capacity: Maximum: .021" x .025" , Minimum: .012"

UNIVERSAL DISTAL END CUTTER

- **866-2002** | Cutting Capacity: Maximum: .021" x .025" , Minimum: .010"

HARD WIRE CUTTER 15 DEGREES

- **866-2003** | Cutting Capacity: Maximum: .022" x .028" , Minimum: .010"

STRAIGHT HARD WIRE CUTTER

- **866-2004** | Cutting Capacity: Maximum: .022" x .028" , Minimum: .010"

MULTI-USE CUTTER

- **866-2005** | Cutting Capacity: Maximum: .015"

MINI PIN & LIGATURE CUTTER

- **866-2006** | Cutting Capacity: Maximum: .012"

MICRO MINI PIN & LIGATURE CUTTER

- **866-2007** | Cutting Capacity: Maximum: .012"

LONG HANDLE MICRO MINI PIN & LIG CUTTER

- **866-2008** | Cutting Capacity: Maximum: .012"

MICRO MINI LIGATURE CUTTER 15 DEGREES

- **866-2009** | Cutting Capacity: Maximum: .012"

MICRO CUTTER

- **866-2010** | Cutting Capacity: Maximum: .012"

SLIM LINE MICRO CUTTER

- **866-2011** | Cutting Capacity: Maximum: .012"

WEINGART PLIERS

- **866-2012** | Maximum Capacity: .030"

LONG HANDLE WEINGART PLIERS

- **866-2013** | Maximum Capacity: .030"



SLIM WEINGART PLIERS

- **866-2014** | Maximum Capacity: .030"

ULTRA SLIM WEINGART PLIERS

- **866-2015** | Maximum Capacity: .030"

STRAIGHT HOW PLIERS

- **866-2016** | Maximum Capacity: .030"

OFFSET HOW PLIERS

- **866-2017** | Maximum Capacity: .030"

BAND SEATING PLIERS

- **866-2018**

ADHESIVE REMOVING PLIERS

- **866-2019**

LONG BAND REMOVING PLIERS

- **866-2020**

LONG SLIM BAND REMOVING PLIERS

- **866-2021**

SHORT BAND REMOVING PLIERS

- **866-2022**

TIP BACK PLIERS

- **866-2023** | Maximum Capacity: .022" x .025"

STRAIGHT BRACKET REMOVING PLIERS

- **866-2024**

ANGLED BRACKET REMOVING PLIERS

- **866-2025**

CROWN & BAND CONTOURING PLIERS

- **866-2026**

BAND CRIMPING PLIERS

- **866-2027**

JARABAK PLIERS

- **866-2028** | Maximum Capacity: .020"

THREE JAW PLIERS

- **866-2029** | Maximum Capacity: .030"

OMEGA LOOP FORMING PLIERS

- **866-2030** | Maximum Capacity: .022" x .025"

BIRD BEAK PLIERS

- **866-2031** | Maximum Capacity: .030"

LIGHT WIRE BIRD BEAK PLIERS W/GROOVE

- **866-2032** | Maximum Capacity: .020"

TWEED LOOP FORMING PLIERS

- **866-2033** | Maximum Capacity: .022" x .025"

ARCH BENDING PLIERS

- **866-2034** | Maximum Capacity: .022" x .025"

SLIM TWEED (.025") PLIERS

- **866-2035** | Maximum Capacity: .022" x .025"

RECTANGULAR ARCH BENDING PLIERS

- **866-2036** | Maximum Capacity: .022" x .025"

LINGUAL ARCH FORMING PLIERS

- **866-2037** | Maximum Capacity: .036"

HOLLOW CHOP CONTOURING PLIERS

- **866-2038** | Maximum Capacity: .030"

O'BRIEN PLIERS

- **866-2039** | Maximum Capacity: .020"

MINI THREE JAW PLIERS

- **866-2040** | Maximum Capacity: .030"

GENERAL CONTOURING PLIERS

- **866-2041** | Maximum Capacity: .021" x .025"

MARCOTTE LOOPING PLIERS

- **866-2042** | Maximum Capacity: .022" x .025"

HOLLOW CHOP PLIERS

- **866-2043** | Maximum Capacity: .030"

LIGHT WIRE BIRD BEAK PLIERS

- **866-2044** | Maximum Capacity: .020"

NANCE PLIERS

- **866-2045** | Maximum Capacity: .022"

ADAMS PLIERS

- **866-2046** | Maximum Capacity: .040"

V-STOP PLIERS

- **866-2047** | Maximum Capacity: .022" x .025"

3-PRONG PLIERS NI-TI BENDER

- **866-2048** | Maximum Capacity: .020" NiTi

OPTICAL PLIERS

- **866-2049** | Maximum Capacity: .022" x .025"

OLD STYLE LOOP PLIERS

- **866-2050** | Maximum Capacity: .022" x .025"

BIRD BEAK PLIERS WITH CUTTER

- **866-2051** | Maximum Capacity: .022" x .025"

LONG TAPERED BIRD BEAK PLIERS

- **866-2052** | Maximum Capacity: .022" x .025"

HAMMERHEAD NITI PLIERS

- **866-2053** | Maximum Capacity: .025" NiTi

SLIM HAMMERHEAD NITI PLIERS

- **866-2054** | Maximum Capacity: .025" NiTi



FORCE MODULE SEPARATING PLIERS

- **866-2055**

COON STYLE LIGATURE TYING PLIERS

- **866-2056** | Maximum Capacity: .015"

REPLACEMENT BLADE FOR ADHESIVE REMOVING PLIERS

- **866-2057**

ORMCO LEGACY

DAMON Q DEBONDING/REPOSITIONING INSTRUMENT

- 866-4008

CEMENT SCALER

- 848-0001

BRACKET PLACEMENT TOOL

- 820-2010

BAND SEATER/BURNISHER

- 844-0001

BAND PUSHER/BURNISHER

- 844-0011

BAND BURNISHER

- 844-0031

MOSQUITO HEMOSTAT

- 801-0037

MATHIEU PLIER

- 801-0064

LINGUAL HINGE CAP OPENER

- **802-1001**

DOUBLE ENDED LIGATURE DIRECTOR

- **803-0152**

LIGATURE DIRECTOR/SCALER

- **803-0159**

ORTHODONTIC BAND PUSHER/SCALER

- **803-0160**

LIGATURE DIRECTOR

- **800-2104**

MOUTH MIRROR

- **800-2106**

ASPEL FORCE MODULE INSTRUMENT

- **800-2108**

SMAHA SLIMLINE SURE-GRIP FORCEPS

- **800-8014** | Curved Tips

SMAHA SLIMLINE WIDE

- **800-8115** | Straight Tip

SPINTEK OPENING INSTRUMENT

- **866-4014**

CROWN SLITTING PLIER

- **803-0430**

SPINTEK OPENING/CLOSING INSTRUMENT

- **866-4016**

DAMON CLEAR DEBONDING PLIER

- **866-4019**

ORMCO VALUE

CROWN & BAND CONTOURING PLIERS

- **800-0160**

V-STOP PLIER

- **800-0228**

BRACKET REMOVING PLIERS, STRAIGHT

- **800-0345**

LINGUAL BRACKET REMOVING PLIERS

- **800-0431**

TORQUING PLIERS WITH KEY .016" /.018"

- **800-0804** | Includes: 1 Torquing Plier & 1 Key

TORQUING PLIERS WITH KEY .018" /.022"

- **800-0805** | Includes: 1 Torquing Plier & 1 Key

15° MICRO MINI LIGATURE CUTTER

- **800-1000** | 15° Cutting Angle

PIN AND LIGATURE CUTTER

- **800-1001** | Soft Wire Cutter

DISTAL END CUTTER

- **800-1010** | Cutting Capacity: Maximum: .022" x .028"

UNIVERSAL DISTAL END CUTTER W/HOLD

- **800-1016** | Cutting Capacity: Maximum: .022" x .028"

LNG HANDLE UNIV DISTAL CUTTER W/HOLD

- **800-1017** | Tapered Tip, Cutting Capacity: Maximum: .022" x .028"

MICRO CUTTER

- **800-1024** | Cutting Capacity: Maximum: .015" - Hard and Soft Wires

HARD WIRE CUTTER 15 DEGREES

- **800-1200** | 15° Cutting Angle, Cutting Capacity: Maximum: .022" x .028"

ANGULATED BRACKET REMOVER

- 803-0104

LOOP FORMING PLIERS

- 803-0121

HOLLOW CHOP CONTOURING PLIERS

- 803-0122

ARCH BENDING PLIERS

- 803-0125

FORCE MODULE SEPARATING PLIERS

- 803-0145

LIGATURE TYING PLIERS, COON STYLE

- 803-0149

OPTICAL PLIERS

- **803-0204**

ADHESIVE REMOVING PLIERS

- **803-0210**

LINGUAL ARCH FORMING PLIERS

- **803-0327** | Designed for Wire Sizes: .030" & .036"

NANCE PLIER

- **803-0405**

HOW PLIERS, STRAIGHT

- **803-0408** | Serrated Tips

BAND REMOVING PLIERS, LONG

- **803-0410** | Maximum Capacity: .040

MINI THREE JAW PLIERS

- **803-0412**

THREE JAW WIRE PLIERS

- **803-0413** | Wire Size : Maximum: .030"

BIRD BEAK PLIERS

- **803-0414** | Cone and pyramid beak measures 0.8mm in diameter at the tip; Wire Size : Maximum: .30"

LIGHT WIRE BIRD BEAK PLIERS W/GROOVE

- **803-0415**

LIGHT WIRE BIRD BEAK PLIERS

- **803-0416** | Rectangular Beak 1.5mm from the end (0.5mm width and .025mm depth)

MICRO MINI PIN & LIGATURE CUTTER

- **803-0502** | Cutting Capacity: Maximum: .015" Soft Wire

LONG HANDLE MICRO MINI PIN & LIGATURE CUTTER

- **803-0512** | Cutting Capacity: Maximum: .015" Soft Wire

SLIM WEINGART PLIERS

- **803-0601** | 20° Tapered Tip

OMEGA LOOP FORMING PLIERS

- **803-1404**

WARRANTY

Ormco warrants and represents that the products shall be free from defects in materials and workmanship for the following periods:

PREMIUM LINE
6 years from the date of manufacture.

LEGACY LINE
2 years from the date of manufacture.

VALUE LINE
2 years from the date of manufacture.

All of the instruments shall be manufactured in accordance with Good Manufacturing Practices. For any Products defective upon initial delivery, Ormco will replace or provide prompt credit for the full amount paid. Ormco is not responsible for the repair or replacement of any product that has been tampered with, modified, re-tipped or refitted in any manner, or is beyond its ordinary expected life. Misuse, abuse or failure to maintain or care for the instrument properly will void warranty claims.

REPAIR & CARE

The Ormco Service Center will provide maintenance services such as sharpening of cutters, repairing joints, and reconditioning products. Adherence to recommended cleaning, sterilization and lubrication practices will help ensure optimum product performance. Cutting instruments that are used frequently should be reconditioned every six to nine months. Joints should be lubricated with a medical grade lubricant as needed or after any heat sterilization cycle.

Refer to the Instrument Repair Services document for instructions on instrument upkeep.

Index

Index by Section	p. 188
Index by Product	p. 190
Terms & Conditions of Sale	p. 192
Marketing Resources	p. 193

INDEX BY SECTION

Section 1 – Appliance Systems

PAGE

Damon System 2
Damon Ultima 3
Damon Q2 6
Damon Clear 10
Damon Auxiliary Products 13
Symetri Clear 15
Orthos 18
Titanium Orthos 21
Mini Diamond Twin 24
Mini Diamond 26
Mini-Twin 27
Straight-Wire Synthesis 30
Alias 33
STb Light Lingual System 37
Prescription Analyzer 41

Section 2 – Digital Systems

Insignia 44
Spark Clear Aligners 46

Section 3 – AOA LAb

Lab Services 50
Digital Services 51
Class II 52
Retainers 53
Aligners 54
3D Metal Appliances 54

Section 4 – Buccal Tubes

SnapLink Buccal Tubes 56
Titanium Tubes 58
Accent Buccal Tubes 60
Peerless Cast Buccal Tubes 63
Gingivally Offset Tubes 68
Micro Tubes 69

Section 5 – Bands

Precision Placement & Prewelding Services 74
Ultima First Molars 76
Standard High-Retention First & Second Molars 77
Trimline First & Second Molars 79
Washbon First & Second Molars 81
Ormco Bicuspids 83
UltiMAX Maximum-Retention Molars 84

Section 6 – Archwires

PAGE

Wire Stiffness Comparison Guide 86
Kleen Pak Wire Dispenser System 87
TMA 88
Copper Ni-Ti 90
SmartArch 92
Damon Arch Form 93

PAGE

Copper Ni-Ti w/Stops 94
Ni-Ti – Pre-Torqued – Reverse Curve & Flat 94
Ni-Ti – Reverse Curve 94
TMA – Low-Friction & Low-Friction Colored 94
Stainless Steel & Stainless Steel Posted 94
Orthos Arch Form 95
Archwire Templates – Orthos 95
Copper Ni-Ti – 27°C 95
Copper Ni-Ti – 35°C & 40°C 96
Ni-Ti 96
Turbo Wire 96
Titanium Niobium FA 96
Stainless Steel – Round & Rectangular 97
TMA 97
Broad Arch Form 98
Copper Ni-Ti – 27°C, 35°C 98
Copper Ni-Ti – 40°C 99
Ni-Ti 99
Ni-Ti – Reverse Curve 99
TMA 99
TMA – Low-Friction 99
TMA – Colored 100
Titanium Niobium FA 100
Stainless Steel – Round, Rectangular & Square 100
Vari-Simplex & Teardrop Looped Arch Forms 101
Stainless Steel Vari-Simplex 101
TMA Vari-Simplex 101
TMA Teardrop Looped 101
Archwire Template – Alexander 101
Tru-Arch Arch Form 102
Archwire Template – Tru-Arch 102
Copper Ni-Ti – 27°C 102
Copper Ni-Ti – 35°C & 40°C 102
Align SE 200 – Round, Rectangular & Square 104
Align XF – Round, Rectangular & Square 105
Stainless Steel – Round, Rectangular & Square 106
Stainless Steel – Keyhole Looped (2) & (4) 106
Stainless Steel – Posted 107
Standard Arch Form 108
TMA 108
TMA – Low-Friction 108
Stainless Steel Round, Rectangular & Square 108
D-Rect 108
Lingual Arch Form 109
Lingual Archwires 109
STb Straight Wire Copper Ni-Ti 110
TMA 110
Stainless Steel 110
Ni-Ti 110
Copper Ni-Ti – 35°C 110
Burstone – TMA & Stainless Steel 110

Section 6 (continued)

	PAGE
Straight Length Wire	111
TMA	111
Straight Length Wire	111
Respond	111
Azurloy	111
Copper Ni-Ti	111
Triple Flex	111
Stainless Steel Round, Rectangular & Square	111
Reverse Curve Wire	112
TMA – Reverse Curve	112
TMA – Reverse Curve with "T" Loops	112
Archwire Templates	113
Broad Arch Form	113
Orthos Arch Form	114
Tru-Arch	115
Damon Arch From	116
Alexander Arch Form	116

Section 7 – Adhesives, Cements & Primers

Enlight	118
Blu-gloo	119
Gre-ngloo	120
Ortho Solo & Ortho Solo Stick	121
Gel Etch & Liquid Etch	122
OptiBand Ultra	123
Demi Plus	124

Section 8 – Elastics & Power Products

Molded "O"s Short Sticks	128
Power Chain	129
Tieback Modules	130
Power Thread & Power Tube	131
Separators	131
Zoo Pack Elastics	132

Section 9 – Intraoral/Noncompliance

AdvanSync2	136
VectorTAS Temporary Anchorage System	138
Bite Turbos	140
Q.C.M. Retainer	140
Preformed TMA Pendulum Springs & Coil Springs	141
Pletcher Springs & Tie Hooks	143
Power Pins	144
Ligature Wires	144
Preformed	144
Teflon Coated	144
Mini-Twisted Kobayashi	145
Arch Hooks, Stops, Spacers	145
Crimpable Ball Hook	146
Crimpable Edgewise Arch Hooks and Stops	146
Crimpable Arch Hooks and Stops or Spacers	146
Weldable Arch Stop or Spacer	146
Lingual Retainers	147
Precision Lingual Hinge Cap	148
Lingual Hinge Cap Opening Tool	148
Lingual Attachments	149
Easy-Threading Eyelets	149
Contoured Lingual Seating Lugs	149
Lingual Buttons	149
Molar Seating Lugs	149
Lingual Ball Hook	149
Auxiliary Hook	150
Elastilugs	150
Flat Wire Ball Hook	150
Ball Retainer Clasps	150
Versatile Precision Cleats	150
Lingual Cleats	150
Sheaths	151
Mesial Offset Sheaths	151
Horizontal Lingual Sheaths	151
Burstone Precision Lingual Bracket	151
Lingual Sheaths	152
Sheath with Window	152
Vertical Lingual Sheaths	152

Section 10 – Extraoral Appliances

Adjustable Dynamic & Asian Profile Protraction Facemask	154
Brite-Gear	155
Cervical Neck Pads	155
Break-Away Release Modules	155
High-Pull Straps	155
Colored Facebow	155
SRX Facebows	156
SR Facebows	157

Section 11 – Supplies

Infection Prevention	160
CaviCide, CaviWipes, VioNex, VioNexus, ProCide-D	161
Bracket Organizer, Quad Box	162
Toothbrushes	162
Electrodes – Straight, Ball, Cross-Elastic & Notched	163
Silver Solder	164

Section 12 – Instruments

Ormco Premium	166
Ormco Legacy	175
Ormco Value	180
Warranty/Repair & Care	186

Section 13 – Index

Index by Section	188
Index by Product	190
Terms and Conditions of Sale	192
marketing.ormco.com	193

INDEX BY PRODUCT

A

	PAGE
3D Metal Appliances	54
Accent Buccal Tubes	60
Adjustable Dynamic Facemask	154
AdvanSync2	136
Alexander Arch Form	116
Alias	33
Align SE 200 – Round, Rectangular & Square – Tru-Arch	104
Align XF – Round, Rectangular & Square – Tru-Arch	105
Aligners - Red White Blue	54
Aligners - Simpli5	54
Aligners - Spark	46
Arch Hooks, Stops, Spacers	145
Archwire Template – Alexander	101
Archwire Template – Tru-Arch	102
Archwire Templates – Orthos	95
Archwire Templates	113
Asian Profile Protraction Facemask	154
Auxiliary Hook	150
Azurloy – Straight Length	111

B

	PAGE
Ball Retainer Clasps	150
Bite Turbos	140
Blu-gloo	119
Bracket Organizer	162
Break-Away Release Modules	155
Brite-Gear	155
Broad Arch Form	113
Broad Arch Form	98
Burstone – TMA & Stainless Steel – Lingual Arch	110
Burstone Precision Lingual Bracket	151

C

	PAGE
CaviCide	161
CaviWipes	161
Cervical Neck Pads	155
Class II	52
Colored Facebow	155
Contoured Lingual Seating Lugs	149
Copper Ni-Ti – Straight Length	111
Copper Ni-Ti – 27°C - Orthos Arch	95
Copper Ni-Ti – 27°C – Tru-Arch	102
Copper Ni-Ti – 27°C, 35°C – Broad Arch	98
Copper Ni-Ti – 35°C – Lingual Arch	110
Copper Ni-Ti – 35°C & 40°C - Orthos Arch	96
Copper Ni-Ti – 35°C & 40°C – Tru-Arch	102
Copper Ni-Ti – 40°C – Broad Arch	99
Copper Ni-Ti	90
Copper Ni-Ti w/Stops - Damon Arch	94
Crimpable Arch Hooks and Stops or Spacers	146
Crimpable Ball Hook	146
Crimpable Edgewise Arch Hooks and Stops	146

D

	PAGE
D-Rect – Standard Arch	108
Damon Arch Form	93
Damon Arch From Template	116
Damon Auxiliary Products	13
Damon Clear	10
Damon Q2 / Damon Q	6
Damon System	2
Damon Ultima	3
Demi Plus	125
Digital Services	51

E

	PAGE
Easy-Threading Eyelets	149
Elastilugs	150
Electrodes – Straight, Ball, Cross-Elastic & Notched	163
Enlight	118

F

	PAGE
Flat Wire Ball Hook	150

G

	PAGE
Gel Etch	122
Gingivally Offset Tubes	68
Gre-ngloo	120

H

	PAGE
High-Pull Straps	155
Horizontal Lingual Sheaths	151

I

	PAGE
Infection Prevention	160
Insignia	44
Instructions for Use	186

K

	PAGE
Kleen Pak Wire Dispenser System	87

L

	PAGE
Lab Services	50
Ligature Wires	144
Lingual Arch Form	109
Lingual Archwires	109
Lingual Attachments	149
Lingual Ball Hook	149
Lingual Buttons	149
Lingual Cleats	150
Lingual Hinge Cap Opening Tool	148

Lingual Retainers 147
Lingual Sheaths 152
Liquid Etch 122

M

PAGE

marketing.ormco.com 193
Mesial Offset Sheaths 151
Micro Tubes 69
Mini Diamond 26
Mini Diamond Twin 24
Mini-Twin 27
Mini-Twisted Kobayashi 145
Molar Seating Lugs 149
Molded "O"s Short Sticks 128

N

PAGE

Ni-Ti – Broad Arch 99
Ni-Ti - Orthos Arch 96
Ni-Ti – Lingual Arch 110
Ni-Ti – Pre-Torqued – Reverse Curve & Flat - Damon Arch 94
Ni-Ti – Reverse Curve - Damon Arch 94
Ni-Ti – Reverse Curve – Broad Arch 99

O

PAGE

OptiBand Ultra 123
Ormco Bicuspids 83
Ormco Legacy 175
Ormco Premium 166
Ormco Value 180
Ortho Solo 121
Ortho Solo Stick 121
Orthos 18
Orthos Arch Form 95
Orthos Arch Form Template 114

P

PAGE

Peerless Cast Buccal Tubes 63
Pletcher Springs 143
Power Chain 129
Power Pins 144
Power Thread 131
Power Tube 131
Precision Lingual Hinge Cap 148
Precision Placement 74
Preformed 144
Preformed TMA Pendulum Springs 141
Preformed Coil Springs 141
Prescription Analyzer 41
Prewelding Services 74
ProCide-D 161
Protech & Protech Gold 124

Q

PAGE

Q.C.M. Retainer 140
Quad Box 162

R

PAGE

Respond – Straight Length 111
Retainers 53
Reverse Curve Wire 112

S

PAGE

Separators 131
Sheath with Window 152
Sheaths 151
Silver Solder 164
SmartArch 92
SnapLink Buccal Tubes 56
Spark Clear Aligners 46
SR Facebows 157
SRX Facebows 156
Stainless Steel – Keyhole Looped (2) & (4) – Tru-Arch 106
Stainless Steel – Lingual Arch 110
Stainless Steel – Posted – Tru-Arch 107
Stainless Steel – Round & Rectangular - Orthos Arch 97
Stainless Steel – Round, Rectangular & Square – Broad Arch 100
Stainless Steel – Round, Rectangular & Square – Tru-Arch 106
Stainless Steel & Stainless Steel Posted - Damon Arch 94
Stainless Steel Round, Rectangular & Square – Standard Arch 108
Stainless Steel Round, Rectangular & Square – Straight Length 111
Stainless Steel Vari-Simplex – Broad Arch 101
Standard Arch Form 108
Standard High-Retention First Molars 77
Standard High-Retention - Second Molars 77
STb Light Lingual System 35
STb Straight Wire Copper Ni-Ti – Lingual Arch 110
Straight Length Wire 111
Straight-Wire Synthesis 30
Symetri Clear 15

T

PAGE

Teflon Coated 144
Tieback Modules 130
Tie Hooks 143
Titanium Niobium FA - Orthos Arch 96
Titanium Niobium FA – Broad Arch 100
Titanium Orthos 21
Titanium Tubes 58
TMA - Orthos Arch Form 97
TMA – Broad Arch 99
TMA – Colored – Broad Arch 100
TMA – Lingual Arch 110

T (continued)	PAGE
TMA – Low-Friction – Broad Arch	99
TMA – Low-Friction – Standard Arch	108
TMA – Low-Friction & Low-Friction Colored - Damon Arch	94
TMA – Reverse Curve	112
TMA – Reverse Curve with “T” Loops	112
TMA – Standard Arch	108
TMA – Straight Length	111
TMA	88
TMA Teardrop Looped – Broad Arch Form	101
TMA Vari-Simplex – Broad Arch Form	101
Toothbrushes	162
Trimline First Molars	81
Trimline Second Molars	81
Triple Flex – Straight Length	111
Tru-Arch	115
Tru-Arch Arch Form	102
Turbo Wire - Orthos Arch	96

U	PAGE
Ultima First Molars	76
UltiMAX Maximum - Retention Molars	84

V	PAGE
Vari-Simplex & Teardrop Looped Arch Forms – Broad Arch	101
VectorTAS Temporary Anchorage System	138
Versatile Precision Cleats	150
Vertical Lingual Sheaths	152
VioNex	161
VioNexus	161

W	PAGE
Washbon First & Second Molars	81
Weldable Arch Stop or Spacer	146
Wire Stiffness Comparison Guide	86

Z	PAGE
Zoo Pack Elastics	132

TERMS AND CONDITIONS OF SALE

Visit **ormco.com/terms-of-sale**
for complete terms and conditions.

Marketing Resources at Your Fingertips

Ormco is committed to helping you achieve your clinical and business objectives.

marketing.ormco.com gives anyone in your office the right tools to help you increase patient starts and grow your practice. At no cost to you!

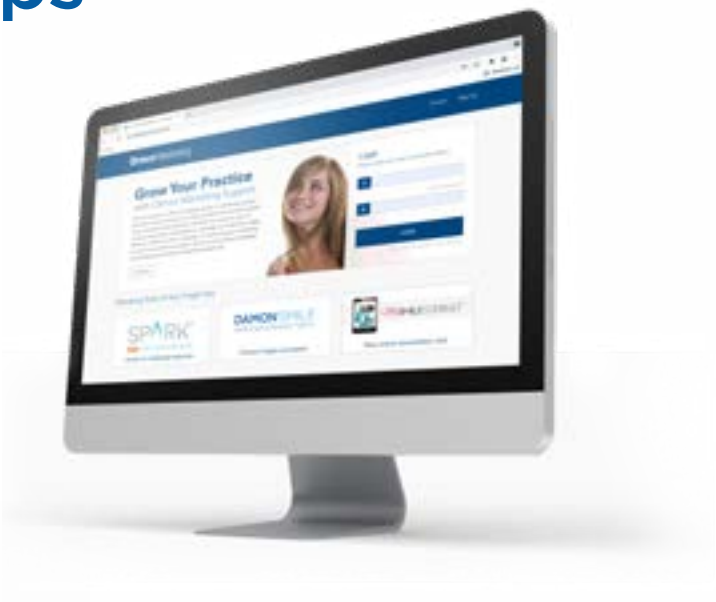

Instant access to:

- Product-specific Patient Brochures
- Product Videos & Testimonials
- Consultation Presentations
- Extensive Image Library
- Lobby Videos
- Social Media Kit
- Posters
- Web Assets
- Training Tools
- And Much More!

Sign Up Today at **marketing.ormco.com**

Ormco Australia, Level 4, 7 Eden Park Drive, Macquarie Park, NSW, 2113
Ph: 1800 023 603 NZ: 0800 446 140 Email: ormco.australia@ormco.com